



PRODUCT CHANGE NOTIFICATION

PRODUCT CHANGE NOTIFICATION NUMBER: PC000023

PCN DATE: May 19, 2023

This notice is to inform you about the following changes to the listed Stewart Connector products. For any further questions about these changes, please contact your Stewart Connector sales contact, or customer service representative.

PARTS AFFECTED:

Current Part Number	Replacement Part Number
SS64800-077F	SS64800-087F
SS64800-023F	SS64800-086F
SS-6488S-A-FLS-01	SS-64800-086
SS-7188S-A-FLS-01	SS-71800-133

GENERAL PRODUCT DESCRIPTION:

Right Angle RJ45 Connectors

REASON FOR CHANGE:

Since the Covid-19 pandemic, the world has been working through evolving supply chain issues which have affected many different industries. During this period, Stewart Connector experienced extreme supply constraints on certain key raw materials which affected production lead-times and our ability to confirm orders in a timely fashion. This caused us to re-evaluate our key raw materials and implement alternatives, where possible, to provide more flexibility in the future to help minimize the impact of supply constraints.

11118 Susquehanna Trail South
Glen Rock, PA
17327, USA

T 717.235.7512
stewartconnector.com

DESCRIPTION OF CHANGE:

Change 1 - Contact

Currently, the signal contacts used in the part numbers listed are produced using a wire drawing process which creates the cross section of the contact by pulling it through a drawing die. Although this is a common process in the metal working industry, it requires special tooling and equipment. This PCN will qualify these connectors to be made with the existing drawn wire contacts that we use today OR contacts created with a more traditional progressive stamping process. The addition of this approved method for producing these contacts will provide flexibility and more options for raw material sources.

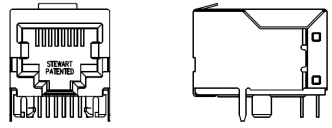
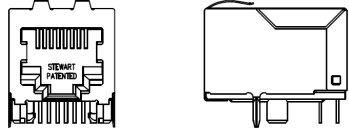
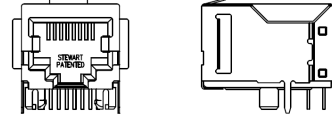
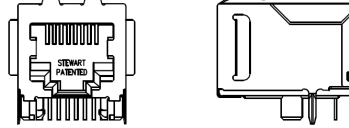
Although the change will affect some internal construction of the contacts and plastic features, it will not cause a visible difference to the contacts externally. It will also not change any of the mechanical or electrical performance specifications of the connector. Below is a table summarizing some of these key contact attributes for the current and new contact construction:

<u>Attribute</u>	<u>Current drawn wire contact</u>	<u>New stamped contact</u>
Contact production method	Drawn wire	Progressive stamping
Contact Material	Phosphor Bronze	Phosphor Bronze
Contact plating - overall	Nickel	Nickel
Contact plating in mating area	Selective Gold – As specified	Selective Gold – As specified
Contact cross-sectional shape	Rectangular	Rectangular
Finished Product Country of Origin	USA	China

Change 2 – Shield Style

The shield used on the connectors will be changed to a different mechanical design which will have a visual difference between the new and old appearance. However, there will be no change to the mechanical or electrical performance of the connector and it will not affect the footprint. The shield style being converted to is an existing style that has been used on similar connectors for many years. Due to the difference in shield construction, replacement part numbers have been assigned to the updated design.

<u>Attribute</u>	<u>Current Shield</u>	<u>New Shield</u>
Plating	Tin	Tin
Shield Material	Brass	Brass
Shield Construction	Refer to reference images in the table below	
Shield footprint	No change	

Current PN	Current Shield Construction	Replacement PN	Replacement Shield Construction
SS64800-077F		SS64800-087F	
SS64800-023F SS-6488S-A-FLS-01 SS-7188S-A-FLS-01		SS64800-086F SS-64800-086 SS-71800-133	

Full product qualification testing will be completed by product series and can be provided upon request. After approval, either contact construction could be used to produce the finished goods.

ESTIMATED IMPLEMENTATION SCHEDULE:

**Sample availability	<u>10/1/2023</u>
Released for production	<u>12/1/2023</u>

** If samples are required, please reference this PCN number on your sample request and place sample orders as soon as possible so materials can be planned.

SIGNATURE:



Derek Imschweiler
General Manager
Stewart Connector