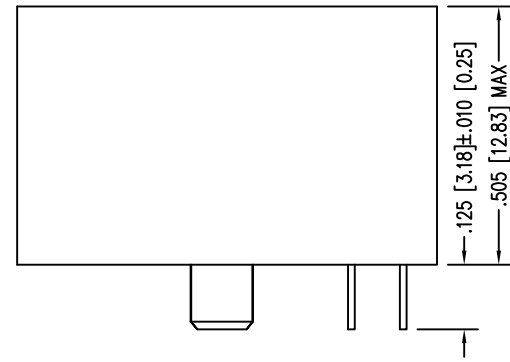
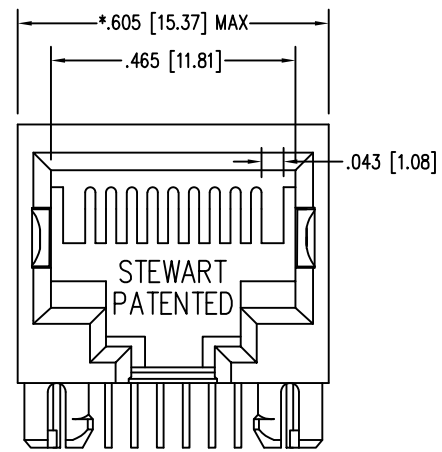
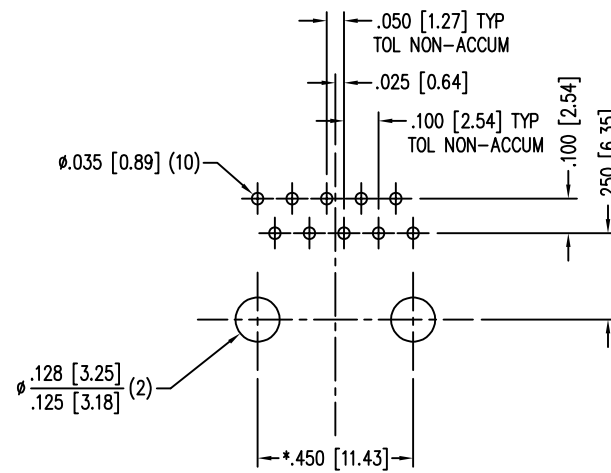
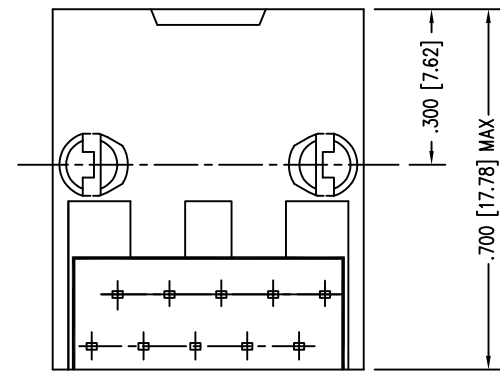
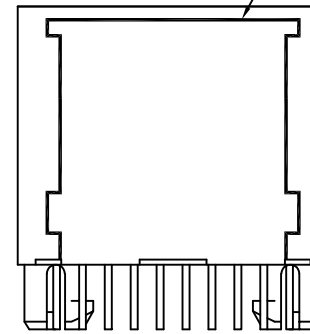


DATE	REV	ECN	APP'D. BY
1-13-15	A3	10190	TRM
3-8-16	A4	10596	TRM
7-10-23	B0	12208	JE



ALL OPEN AREAS TO BE SONIC WELD SEALED WHERE INDICATED BY SHADING

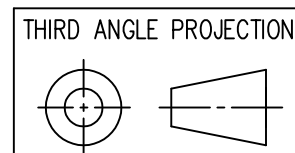


P.C.B. RECOMMENDED HOLE LAYOUT  
SEEN FROM COMPONENT SIDE  
TOLERANCE ±.003 [0.08] UNLESS OTHERWISE SPECIFIED

NOTES:

- CONNECTOR MATERIALS:  
HOUSING: THERMOPLASTIC UL94 V-0  
CONTACTS/SHIELD: COPPER ALLOY  
SHIELD PLATING: NICKEL  
CONTACT PLATING: SELECTIVE GOLD IN CONTACT AREA  
SEE CHART FOR PART NUMBER
- FOR PRODUCT SPECIFICATIONS SEE PR022-01
- DIMENSIONS AND TOLERANCES COMPLY WITH TIA-1096 STANDARD.

50 MICRO-INCHES [1.27um]	SS-641010-NF-A414
30 MICRO-INCHES [0.76um]	-
CONTACT PLATING IN MATING AREA	PART NUMBER



1118 Susquehanna Trail South  
Glen Rock, PA 17327-9199  
(717) 235-7512  
<http://www.stewartconnector.com>

DO NOT SCALE DRAWING  
DRAWING IS SUBJECT TO CHANGE WITHOUT NOTICE  
DIMENSIONS: INCHES [METRIC]  
UNLESS OTHERWISE SPECIFIED  
TOLERANCES ARE ±.005 [0.13]  
ANGLES ARE ± 1°  
SHEET NO. 1 OF 1

TITLE: TEN CONTACT, TEN POSITION, SHORT VERSION JACK ULTRASONICALLY WELDED SEAMS, RTV CMPOUND ADDED	
DRN BY: JAF	DATE 11-4-05
APPD BY: TRM	DATE 11-7-05
DWG NO. CT640221	REV. B0

