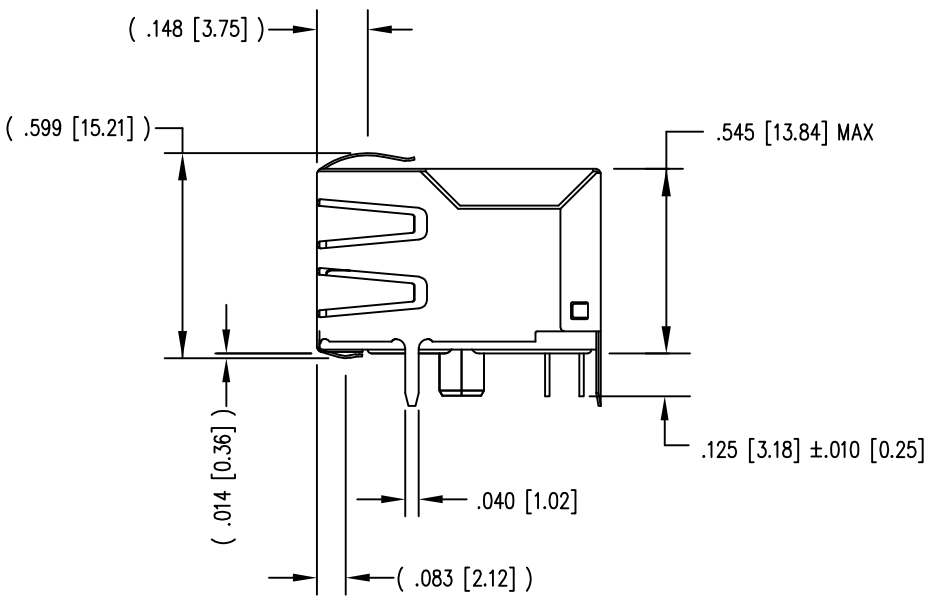
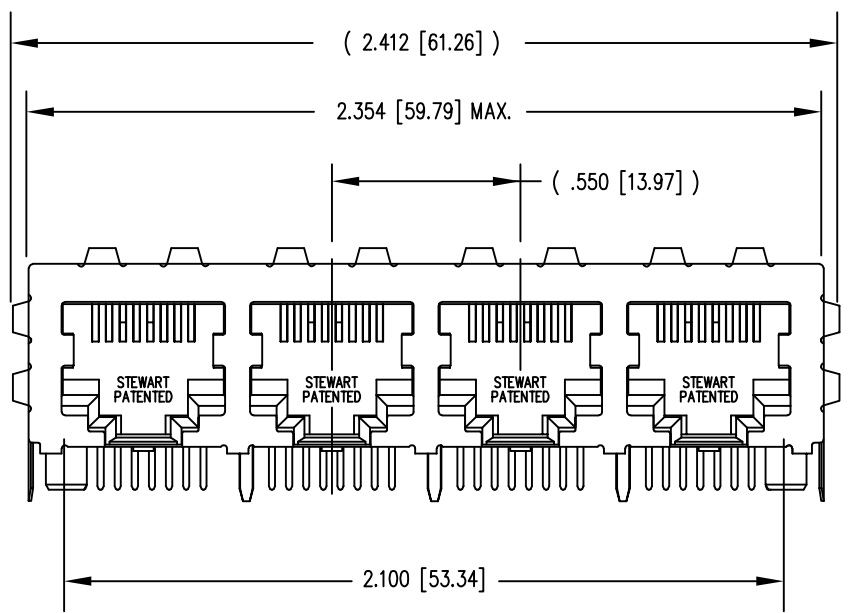
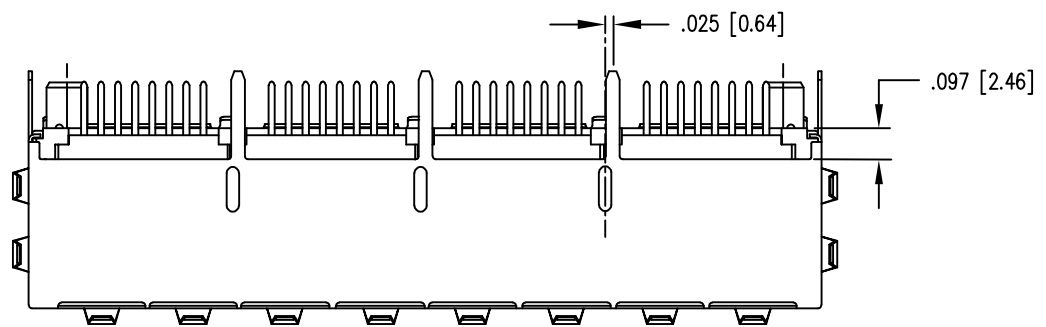
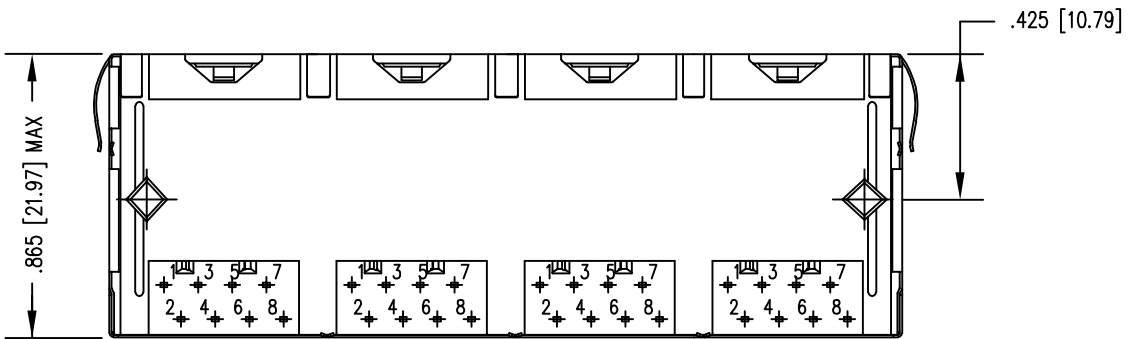


DATE	REV	ECN	APP'D. BY
2-29-16	A10	10574	TRM
4-11-18	A11	11224	TRM



- NOTES:
- CONNECTOR MATERIALS:
HOUSING: HI-TEMP UL94 V-0
CONTACTS/SHIELD: COPPER ALLOY
SHIELD PLATING: NICKEL OR TIN
CONTACT PLATING: SELECTIVE GOLD IN CONTACT AREA
SEE CHART FOR PART NUMBER
 - FOR PRODUCT SPECIFICATIONS SEE PRO22-01.
 - RATED AT MAX. 260°C FOR MAX. 10 SECS.
 - DIMENSIONS AND TOLERANCES COMPLY WITH TIA-1096 STANDARD.
 - THE SUGGESTED PANEL OPENING IS INTENDED TO GIVE USER THE ABILITY TO HAVE REASONABLE JACK/PANEL CLEARANCES, YET MAINTAIN GROUNDING CAPABILITY. THESE VARIABLES CAN BE ADJUSTED IN EITHER DIRECTION BUT MAY CARRY SOME CONSEQUENCES IN THE FORM OF LOWER MATING FORCES OR TIGHTER ASSEMBLY TOLERANCES.
 - DESIGNED FOR CATEGORY 5/5e APPLICATIONS.



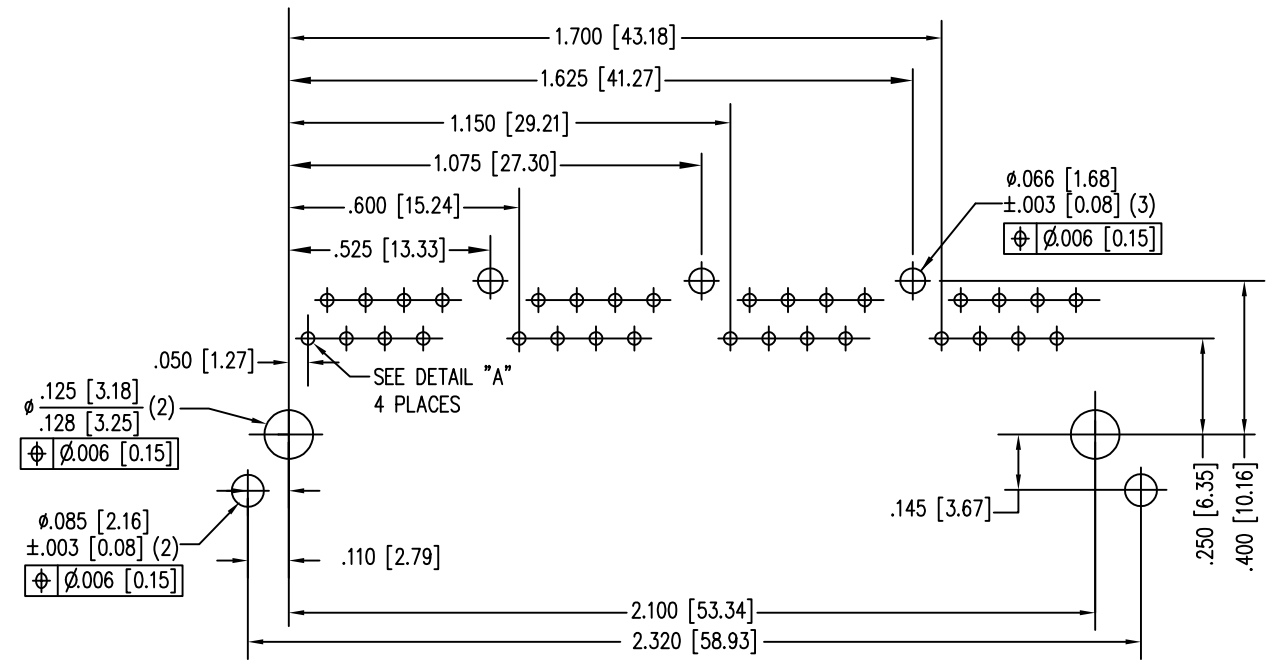
30 MICRO-INCHES [0.76um]	SS71800-044F
CONTACT PLATING IN MATING AREA	PART NUMBER

THIRD ANGLE PROJECTION 	 stewart CONNECTOR a bel group	1118 Susquehanna Trail South Glen Rock, PA 17327-9199 (717) 235-7512 http://www.stewartconnector.com
DO NOT SCALE DRAWING DRAWING IS SUBJECT TO CHANGE WITHOUT NOTICE	TITLE: EIGHT CONTACT, EIGHT POSITION CAT 5/5e JACK, EMI-RFI SHIELDED ESD GROUNDED, 4 PORT PCB HARMONICA	
DIMENSIONS: INCHES [METRIC]	DRN BY: DHG	DATE 6-23-05
UNLESS OTHERWISE SPECIFIED TOLERANCES ARE ±.005 [0.13] ANGLES ARE ± 1°	APPD BY: RGC	DATE 6/23/05
SHEET NO. 1 OF 2	DWG NO. CT710071F	REV. A11
THIS DRAWING AND THE SUBJECT MATTER SHOWN THEREON ARE CONFIDENTIAL AND THE PROPRIETARY PROPERTY OF STEWART CONNECTOR AND SHALL NOT BE REPRODUCED, COPIED, OR USED IN ANY MANNER WITHOUT PRIOR WRITTEN CONSENT OF STEWART CONNECTOR. ONE OR MORE U.S. PATENTS MAY APPLY TO THIS PRODUCT. FOR DETAILS, PLEASE VISIT: HTTP://BELFUSE.COM/STEWART/STEWART_PATENTS/		

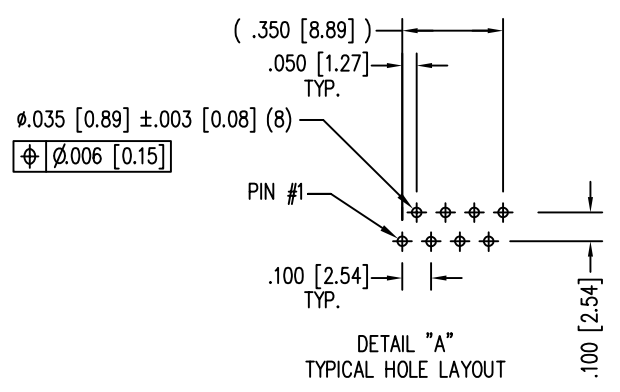
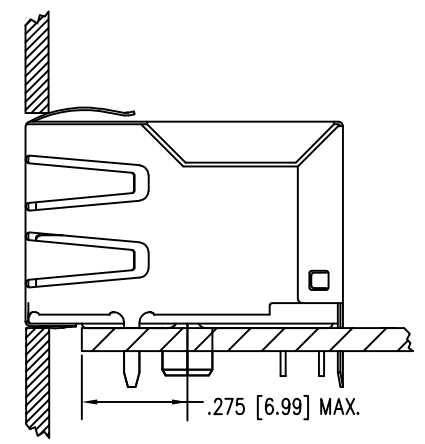
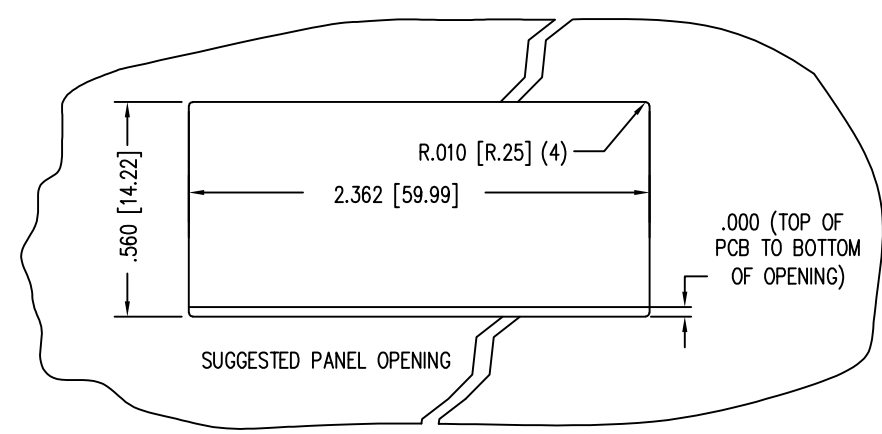


B

B



P.C.B. RECOMMENDED HOLE LAYOUT
SEEN FROM COMPONENT SIDE
ALL CENTERLINE DIMENSIONS ARE BASIC.



A

A



THIRD ANGLE PROJECTION 	 a bel group	1118 Susquehanna Trail South Glen Rock, PA 17327-9199 (717) 235-7512 http://www.stewartconnector.com
DO NOT SCALE DRAWING DRAWING IS SUBJECT TO CHANGE WITHOUT NOTICE	TITLE: EIGHT CONTACT, EIGHT POSITION CAT 5/5e JACK, EMI-RFI SHIELDED ESD GROUNDED, 4 PORT PCB HARMONICA	
DIMENSIONS: INCHES [METRIC]	DRN BY: DHG	DATE 6-23-05
UNLESS OTHERWISE SPECIFIED TOLERANCES ARE $\pm .005 [0.13]$ ANGLES ARE $\pm 1^\circ$	APPD BY: RGC	DATE 6/23/05
SHEET NO. 2 OF 2	DWG NO. CT710071F	REV. A11