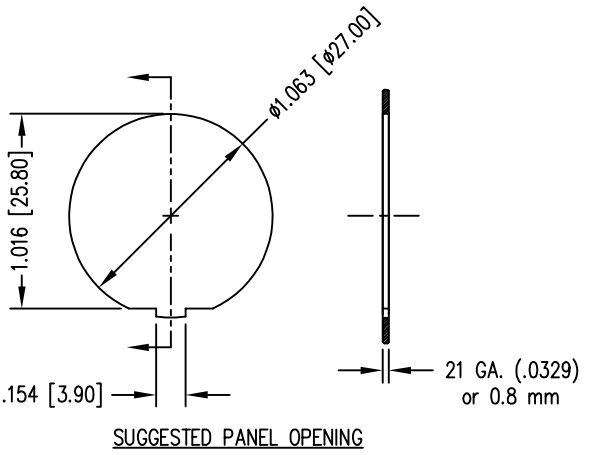
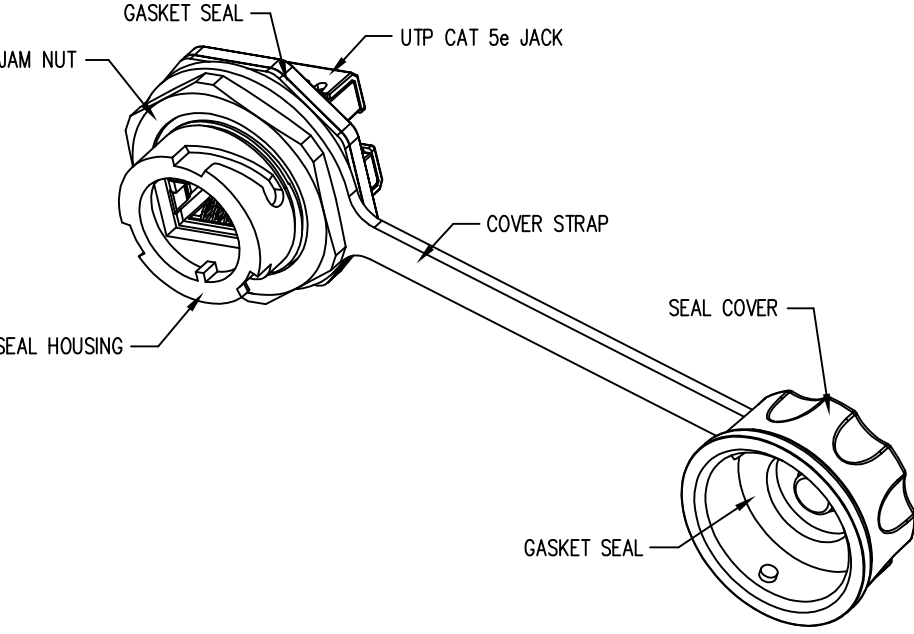
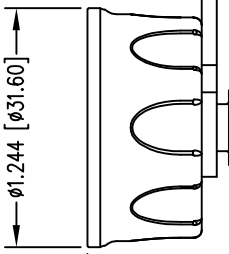
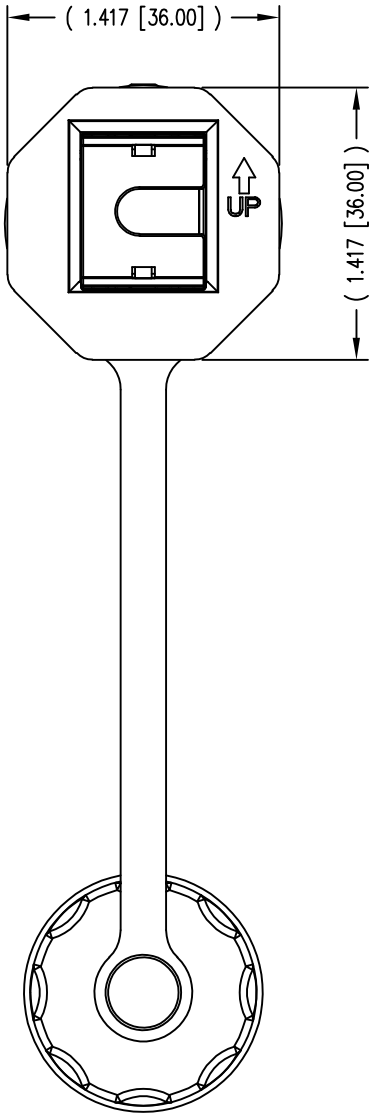
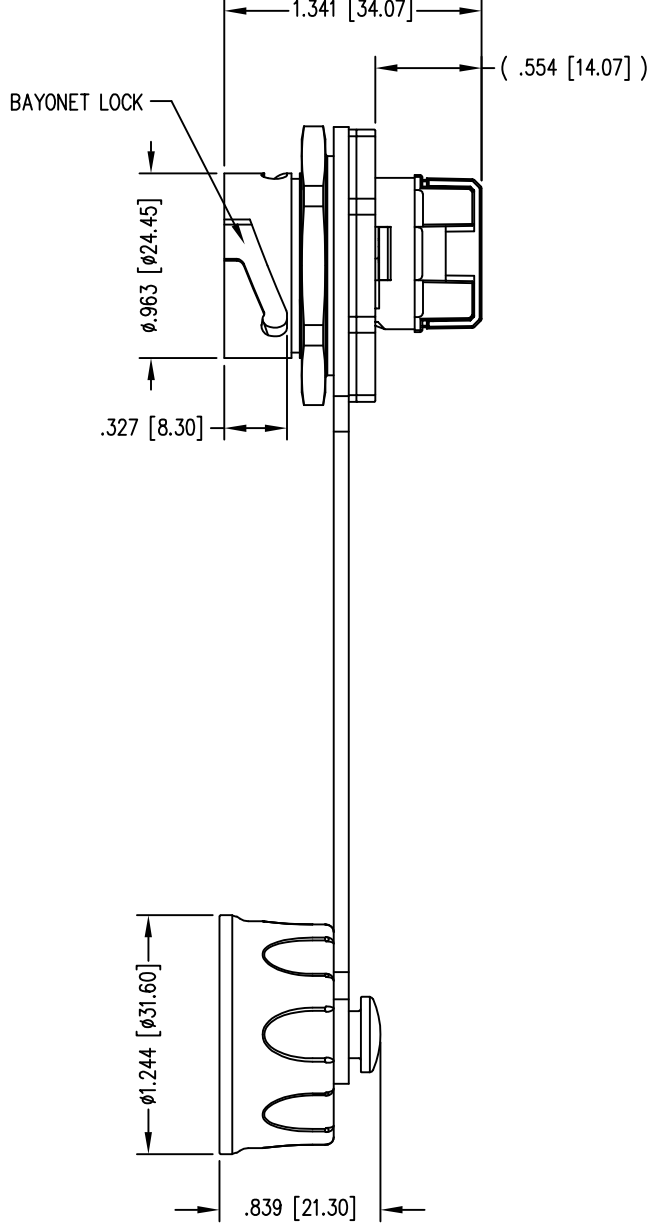
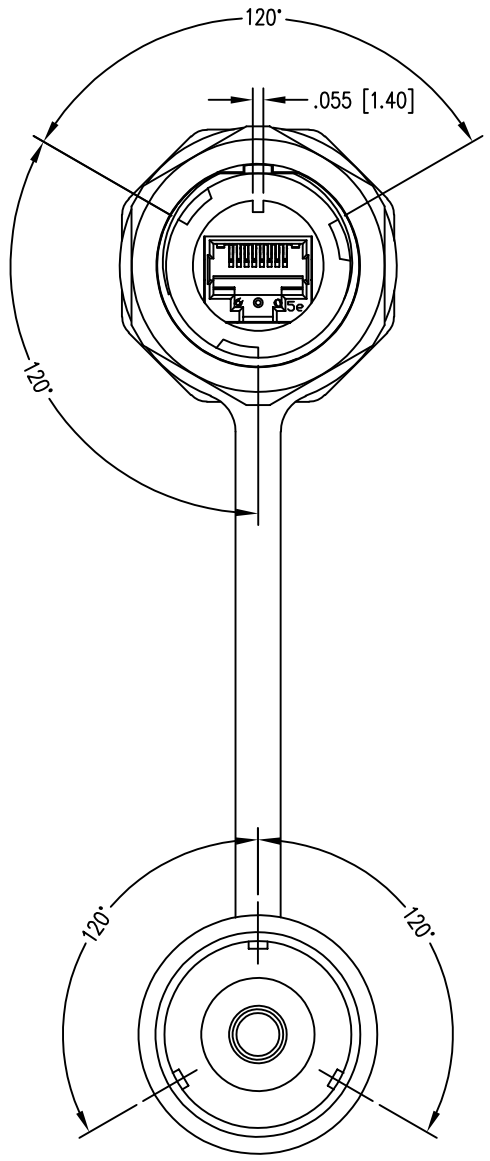


DATE	REV	ECN	APP'D. BY
10-27-16	A0	-	-



NOTES:

- CONNECTOR MATERIALS:
HOUSING: THERMOPLASTIC UL94 V-0
CONTACTS/IDC TERMINAL: COPPER ALLOY, TIN PLATED
CONTACT PLATING: SELECTIVE GOLD OR EQUIVALENT
IN THE CONTACT AREA
SEE CHART FOR PART NUMBER
- IDC WIRE GAUGE: 22~24 AWG
- JACK DIMENSIONS AND TOLERANCES COMPLY WITH TIA-1096 STANDARD.
- DESIGNED FOR CATEGORY 5/5e APPLICATIONS.
- INTERNATIONAL PROTECTION CODE MEETS IP67.

50 MICRO-INCHES [1.27um]	SS-60400-014
CONTACT PLATING IN MATING AREA	PART NUMBER

THIRD ANGLE PROJECTION	
DO NOT SCALE DRAWING DRAWING IS SUBJECT TO CHANGE WITHOUT NOTICE	
DIMENSIONS: INCHES [METRIC]	
UNLESS OTHERWISE SPECIFIED TOLERANCES ARE ±.005 [0.13] ANGLES ARE ± 1°	
SHEET NO. 1 OF 1	



1118 Susquehanna Trail South
Glen Rock, PA 17327-9199
(717) 235-7512
<http://www.stewartconnector.com>

TITLE: INDUSTRIAL JACK IP67 (UTP) CAT 5e WITH PLASTIC HOUSING

THIS DRAWING AND THE SUBJECT MATTER SHOWN THEREON ARE CONFIDENTIAL AND THE PROPRIETARY PROPERTY OF STEWART CONNECTOR AND SHALL NOT BE REPRODUCED, COPIED, OR USED IN ANY MANNER WITHOUT PRIOR WRITTEN CONSENT OF STEWART CONNECTOR. ONE OR MORE U.S. PATENTS MAY APPLY TO THIS PRODUCT. FOR DETAILS, PLEASE VISIT: [HTTP://BELFUSE.COM/STEWART/STEWART_PATENTS/](http://BELFUSE.COM/STEWART/STEWART_PATENTS/)

DRN BY: TRM	DATE: 10-17-16
APPD BY: DHG	DATE: 10-27-16
DWG NO. CT600166	REV. A0