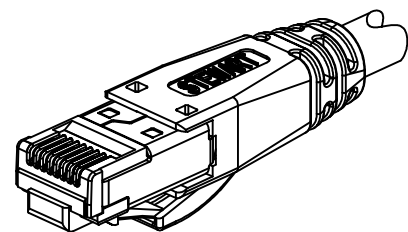
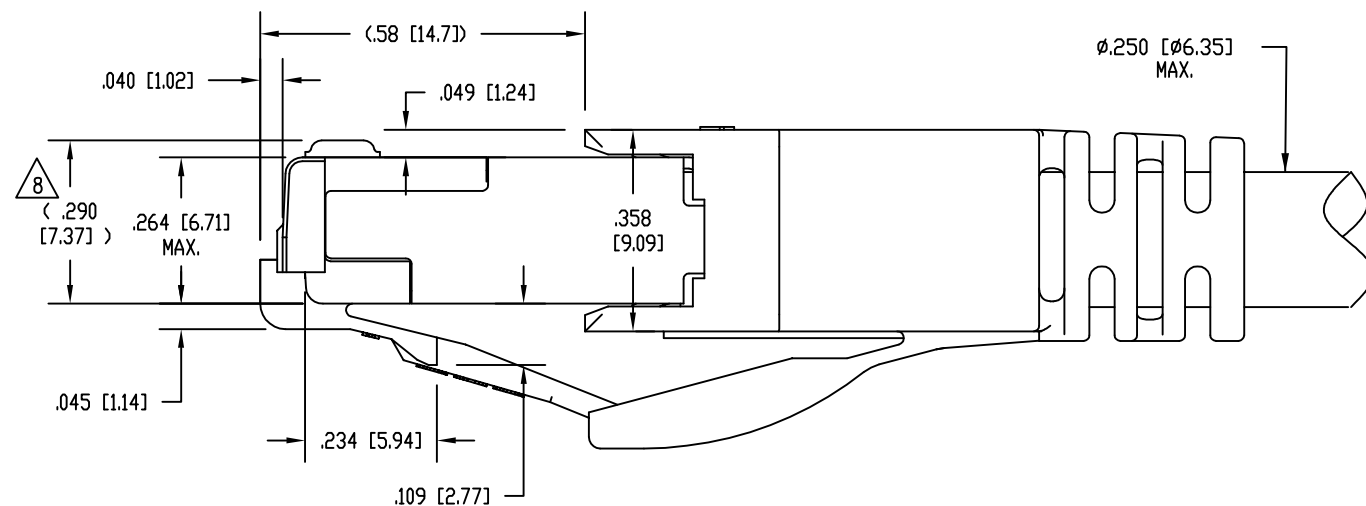
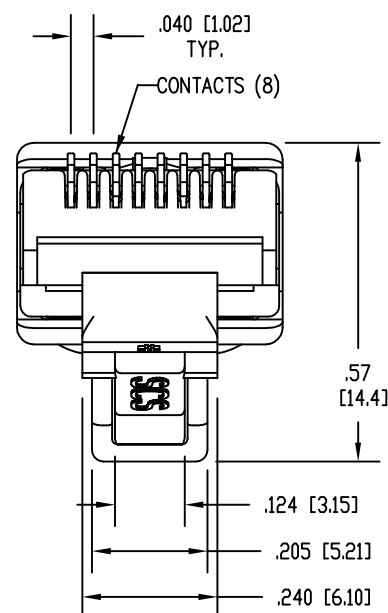
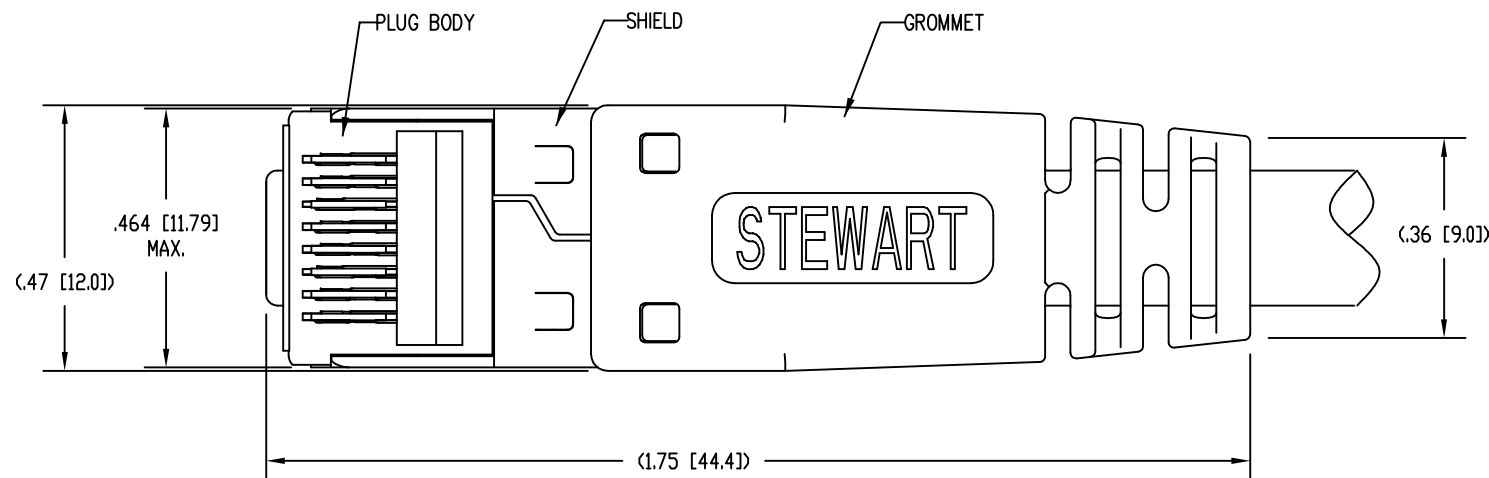


DATE	REV	ECN	APP'D. BY
10-6-15	A3	10435	TRM
2-22-16	A4	10554	TRM



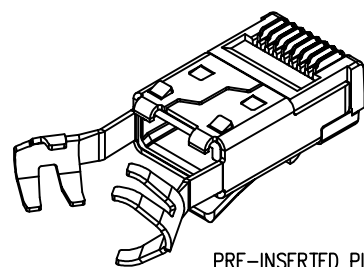
ISOMETRIC VIEW OF TERMINATED PLUG



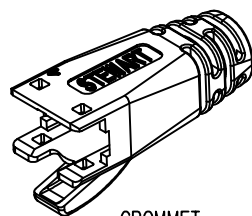
NOTES:

- PLUG KIT CONSISTS OF:
 PRE-INSERTED PLUG BODY WITH SHIELD - 39200-317
 LOAD BAR - 39100-847
 WIRE ALIGNER - 39200-893
 GROMMET - 39200-872
- MATERIALS:
 PLUG BODY: CLEAR POLYCARBONATE, UL 94-V0
 LOAD BAR: BLACK POLYCARBONATE, UL 94-V0
 WIRE ALIGNER: CLEAR POLYCARBONATE, UL 94-V0
 GROMMET: BLACK POLYCARBONATE, UL 94-V0
 CONTACTS: COPPER ALLOY, SELECTIVE GOLD PLATING
 SHIELD: COPPER ALLOY, NICKEL PLATE
- FOR PRODUCT SPECIFICATION SEE PR026-01.
- CONTACTS TERMINATE SOLID OR STRANDED CONDUCTORS BETWEEN .037 [0.94] TO .042 [1.07] OUTSIDE DIAMETER OF INSULATION.
- CRIMP IS FOR CABLES WITH OUTSIDE NOMINAL DIAMETERS OF .230 [5.84] TO .250 [6.35].
- PRODUCT DESIGNED FOR CATEGORY 6A APPLICATIONS.
- DIMENSIONS AND TOLERANCES COMPLY WITH TIA-1096 STANDARD FORMERLY FCC/CFR 47, PART 68.

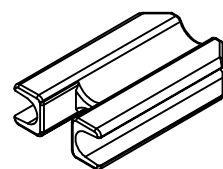
△ TERMINATED PLUG HEIGHT: .237 [6.02] ±.005 [0.13].



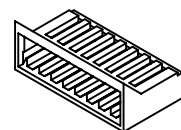
PRE-INSERTED PLUG BODY WITH SHIELD
39200-317



GROMMET
39200-872



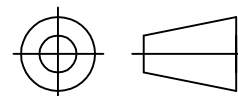
WIRE ALIGNER
39200-893



LOAD BAR
39100-847

50 MICRO-INCHES [1.27um]	SS-39200-022
CONTACT PLATING IN MATING AREA	PART NUMBER

THIRD ANGLE PROJECTION



1118 Susquehanna Trail South
Glen Rock, PA 17327-9199
(717) 235-7512

<http://www.stewartconnector.com>

DO NOT SCALE DRAWING
DRAWING IS SUBJECT TO CHANGE WITHOUT NOTICE

TITLE: 8 CONDUCTOR, 8 POSITION SHIELDED CAT 6A PLUG, WITH LOAD BAR, WIRE ALIGNER AND GROMMET, .250 MAX CABLE

DIMENSIONS: INCHES [METRIC]
UNLESS OTHERWISE SPECIFIED TOLERANCES ARE ±.005 [0.13] ANGLES ARE ± 1°

THIS DRAWING AND THE SUBJECT MATTER SHOWN THEREON ARE CONFIDENTIAL AND THE PROPRIETARY PROPERTY OF STEWART CONNECTOR AND SHALL NOT BE REPRODUCED, COPIED, OR USED IN ANY MANNER WITHOUT PRIOR WRITTEN CONSENT OF STEWART CONNECTOR. ONE OR MORE U.S. PATENTS MAY APPLY TO THIS PRODUCT. FOR DETAILS, PLEASE VISIT: [HTTP://BELFUSE.COM/STEWART/STEWART_PATENTS/](http://BELFUSE.COM/STEWART/STEWART_PATENTS/)

DRN BY:	DHG	DATE	8-17-10
APPD BY:	TRM	DATE	8-24-10
DWG NO.	CT390075	REV.	A4

SHEET NO. 1 OF 1

