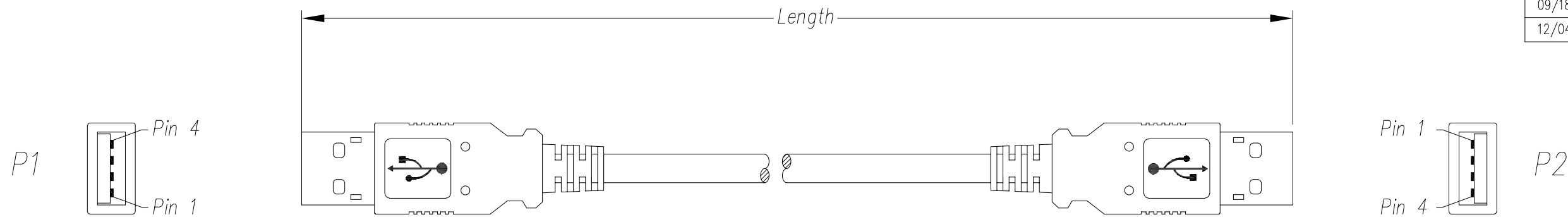


DATE	REV	ECN	APP'D. BY
08/31/17	A0	Released	JRC
09/18/17	A1	11095	GWL
12/04/19	A2	11483	ADB



Notes:

- 1) Each cable assembly to be individually bagged.
- 2) Cable Construction USB 2.0 UL Style 1
 - 28 AWG 1 Twisted Pair
 - 24 AWG x 2C
 - AMA BRAID
 - 4.5mm OD
 - Beige PVC Jacket
- 3) CONNECTOR P1 & P2: USB A Male 2.0 White Insulator, Gold flash on contacts, Nickel Plated Shell
- 4) Hood P1 & P2: Molded Beige PVC Strain Relief
- 5) All cables tested for Continuity & Shorts

P/N Key:

SC-2AAExxxF

Length

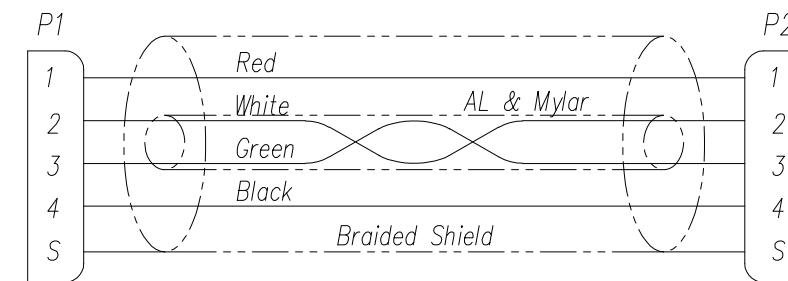
003 = 3 Ft
 006 = 6 Ft
 010 = 10 Ft

O/A Length Tolerance:

<u>Metric</u>	
0 ~ 200mm	±10mm
201 ~ 1000mm	±20mm
1001 ~ 1500mm	±25mm
1501 ~ 2100mm	±30mm
>2100mm	±40mm

<u>Imperial</u>	
0 ~ 1ft	±0.5in
2ft ~ 3ft	±0.75in
4ft ~ 7ft	±1.0in
> 7ft	±1.5in


Wiring Map: USB 2.0 Hi-Speed



Example Parts Numbers

Feet	
P/N	Length
SC-2AAE003F	3'
SC-2AAE006F	6'
SC-2AAE010F	10'

For Part Numbers Not Shown Follow Part Number Key Format



THIRD ANGLE PROJECTION 	 11118 Susquehanna Trail South Glen Rock, PA 17327-9199 (717) 235-7512 http://www.stewartconnector.com
DO NOT SCALE DRAWING DRAWING IS SUBJECT TO CHANGE WITHOUT NOTICE DIMENSIONS: INCHES [METRIC] UNLESS OTHERWISE SPECIFIED TOLERANCES ARE ±.005 [0.13] ANGLES ARE ± 1°	TITLE: Cable Assembly, USB 2.0, Type A/M-Type A/M, Beige
SHEET NO. 1 OF 1	DRN BY: KAC DATE 08/30/17 APPD BY: JRC DATE 08/31/17 DWG NO. CT999151 REV. A2