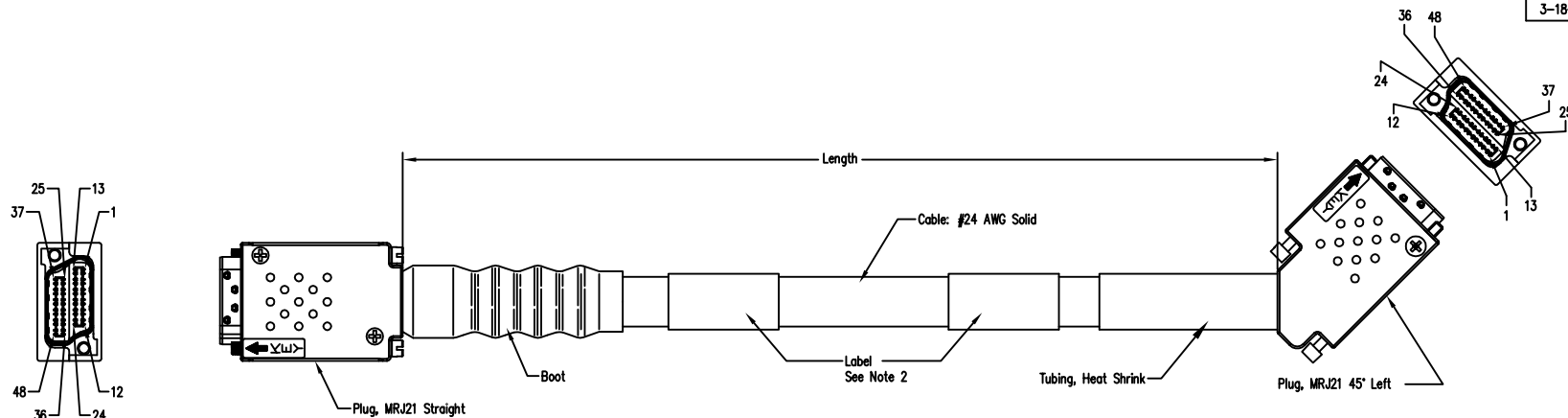
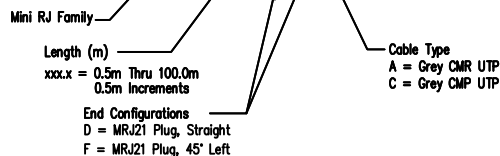


DATE	REV	EDN	APP'D. BY
4-17-13	A1	New Release, Drawing was CT999027	
3-18-15	A2	10282	SMN



Part Number Key

MRJ xxxx DF-x



Cable Length = Meters [inches]	Tolerance = MM [inches]
0.5 [19.7] TO 2.5 [98.4]	+100 [3.90] / -0 [0.00]
3.0 [118] TO 9.5 [374]	+150 [5.91] / -0 [0.00]
10.0 [394] TO 19.5 [768]	+250 [9.84] / -0 [0.00]
20.0 [787] TO 49.5 [1949]	+350 [13.8] / -0 [0.00]
50.0 [1967] TO 69.5 [2736]	+500 [19.7] / -0 [0.00]
70.0 [2756] TO 100.0 [3937]	+1000 [39.4] / -0 [0.00]

Typical Part Numbers		
Part Number	Length Meters (inches)	Cable Type
MRJ0010DF-A	1.0 [39.37]	CMR
MRJ0010DF-C	1.0 [39.37]	CMP
MRJ0030DF-A	3.0 [118.1]	CMR
MRJ0030DF-C	3.0 [118.1]	CMP
MRJ0050DF-A	5.0 [196.9]	CMR
MRJ0050DF-C	5.0 [196.9]	CMP
MRJ0070DF-A	7.0 [275.6]	CMR
MRJ0070DF-C	7.0 [275.6]	CMP
MRJ0100DF-A	10.0 [393.7]	CMR
MRJ0100DF-C	10.0 [393.7]	CMP
For Part Numbers Not Shown Follow part Number Key Format		

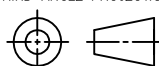
- Notes:
- Cable Assembly 100% Tested For Opens And Shorts [ 300 VDC Hipot ] And Wiring Diagram
  - Cables Greater Than 3 Meters Will Contain 2 Labels.
  - UL LISTED TO FILE #E132408.



11118 Susquehanna Trail South  
 Glen Rock, PA 17327-9199  
 (717) 235-7512  
<http://www.stewartconnector.com>

MRJ21 IS A TRADEMARK OF TE CONNECTIVITY USED HERE BY PERMISSION

THIRD ANGLE PROJECTION



TITLE Cable Assembly, Unshielded  
 MRJ21 Straight Plug to MRJ21 45° Left Plug

DESIGNED BY	KAC	DATE	06-08-10
DRAWN BY	KAC	DATE	06-08-10
APPROVED BY	DRI	DATE	06-09-10
SHEET	1 of 2	SCALE	None
REV.			A2

This drawing and the subject matter shown thereon are confidential and the proprietary property of Stewart Connector and shall not be reproduced, copied, or used in any manner without prior written consent of Stewart Connector. The subject matter may be patented or a patent may be pending.

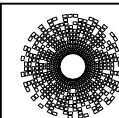
Do Not Scale Drawing
PART NUMBER See Part Number Key
DRAWING NUMBER CT210032

UNLESS OTHERWISE SPECIFIED DIMENSIONS ARE IN INCHES  
 TOLERANCES ARE:  
 ANGLES ± 1°  
 2 PLC. DEC. ± .010°  
 3 PLC. DEC. ± .003°  
 4 PLC. DEC. ± .0005°

ASSEMBLY FORMAT REV. 6/5/05

MRJ21		MRJ21		MRJ21		MRJ21	
1	WHT/BLU	1		29	BLK/GRN	29	
2	BLU/WHT	2		30	GRN/BLK	30	
13	WHT/ORG	13		41	BLK/BRN	41	
14	ORG/WHT	14		42	BRN/BLK	42	
3	WHT/GRN	3		31	BLK/GRY	31	
4	GRN/WHT	4		32	GRY/BLK	32	
15	WHT/BRN	15		43	YEL/BLU	43	
16	BRN/WHT	16		44	BLU/YEL	44	
25	WHT/GRY	25		9	YEL/ORG	9	
26	GRY/WHT	26		10	ORG/YEL	10	
37	RED/BLU	37		21	YEL/GRN	21	
38	BLU/RED	38		22	GRN/YEL	22	
27	RED/ORG	27		11	YEL/BRN	11	
28	ORG/RED	28		12	BRN/YEL	12	
39	RED/GRN	39		23	YEL/GRY	23	
40	GRN/RED	40		24	GRY/YEL	24	
5	RED/ BRN	5		33	VIO/BLU	33	
6	BRN/RED	6		34	BLU/VIO	34	
17	RED/GRY	17		45	VIO/ORG	45	
18	GRY/RED	18		46	ORG/VIO	46	
7	BLK/BLU	7		35	VIO/GRN	35	
8	BLU/BLK	8		36	GRN/VIO	36	
19	BLK/ORG	19		47	VIO/BRN	47	
20	ORG/BLK	20		48	BRN/VIO	48	

Wiring Pattern



**stewart**  
CONNECTOR  
a bel group

11118 Susquehanna Trail South  
Glen Rock, PA 17327-9199  
(717) 235-7512  
<http://www.stewartconnector.com>

MRJ21 IS A TRADEMARK OF TE CONNECTIVITY USED HERE BY PERMISSION	THIRD ANGLE PROJECTION 	TITLE Cable Assembly, Unshielded MRJ21 Straight Plug to MRJ21 45° Left Plug	
	Do Not Scale Drawing	DIMENSIONS SHOWN ARE SUBJECT TO CHANGE WITHOUT NOTICE	DESIGNED BY KAC DATE 06-08-10
This drawing and the subject matter shown thereon are confidential and the proprietary property of Stewart Connector and shall not be reproduced, copied, or used in any manner without prior written consent of Stewart Connector. The subject matter may be patented or a patent may be pending.	PART NUMBER See Part Number Key	UNLESS OTHERWISE SPECIFIED DIMENSIONS ARE IN INCHES TOLERANCES ARE: ANGLES ± 1° 2 PLC. DEC. ± .010" 3 PLC. DEC. ± .003" 4 PLC. DEC. ± .0005"	DRAWN BY KAC DATE 06-08-10
	DRAWING NUMBER CT210032	SHEET 2 of 2 SCALE None	APPROVED BY DRI DATE 06-09-10 REV. A2