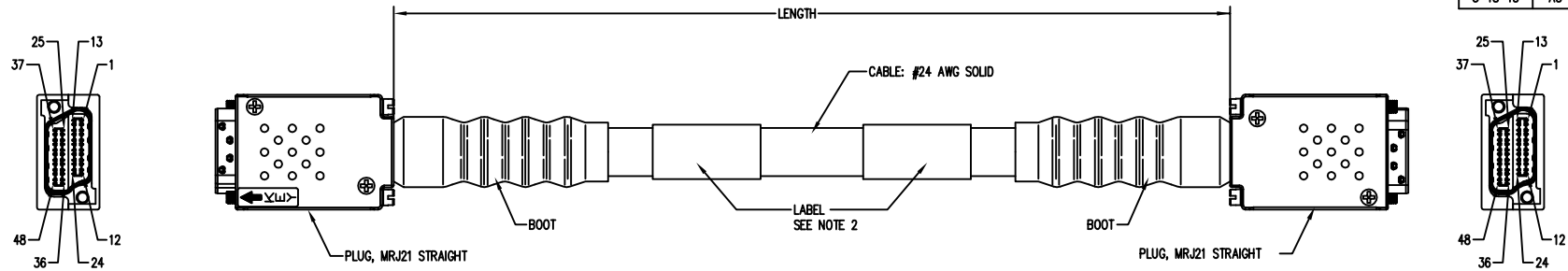
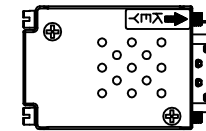

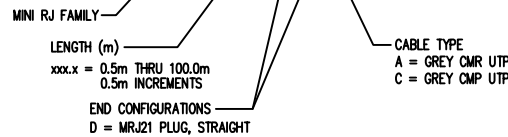


DATE	REV	EDN	APP'D. BY
7-22-14	A2	10060	SMN
3-18-15	A3	10282	SMN



PART NUMBER KEY

MRJ xxxx DD-x



NOTES:

- CABLE ASSEMBLY 100% TESTED FOR OPEN AND SHORTS [300 VDC HIPOT] AND WIRING DIAGRAM
- CABLES GREATER THAN 3 METERS WILL CONTAIN 2 LABELS.
- UL LISTED TO FILE #E132408.
- CAUTION: DO NOT EXCEED MINIMUM BEND RADIUS A = 5" C = 6.9"

TYPICAL PART NUMBERS

PART NUMBER	LENGTH METERS [INCHES]	CABLE TYPE
MRJ0010DD-A	1.0 [39.37]	CMR
MRJ0010DD-C	1.0 [39.37]	CMP
MRJ0030DD-A	3.0 [118.1]	CMR
MRJ0030DD-C	3.0 [118.1]	CMP
MRJ0050DD-A	5.0 [196.9]	CMR
MRJ0050DD-C	5.0 [196.9]	CMP
MRJ0070DD-A	7.0 [275.6]	CMR
MRJ0070DD-C	7.0 [275.6]	CMP
MRJ0100DD-A	10.0 [393.7]	CMR
MRJ0100DD-C	10.0 [393.7]	CMP

CABLE LENGTH = METERS [INCHES]	TOLERANCE = MM [INCHES]
0.5 [19.7] TO 2.5 [98.4]	+100 [3.90] / -0 [0.00]
3.0 [118] TO 9.5 [374]	+150 [5.91] / -0 [0.00]
10.0 [394] TO 19.5 [768]	+250 [9.84] / -0 [0.00]
20.0 [787] TO 49.5 [1949]	+350 [13.8] / -0 [0.00]
50.0 [1967] TO 69.5 [2736]	+500 [19.7] / -0 [0.00]
70.0 [2756] TO 100.0 [3937]	+1000 [39.4] / -0 [0.00]



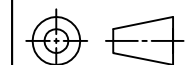
1118 Susquehanna Trail South
Glen Rock, PA 17327-9199
(717) 235-7512
<http://www.stewartconnector.com>

ASSEMBLY FORMAT REV. 6/5/05

FOR PART NUMBERS NOT SHOWN
FOLLOW PART NUMBER KEY FORMAT

MRJ21 IS A TRADEMARK
OF TE CONNECTIVITY
USED HERE BY PERMISSION

THIRD ANGLE PROJECTION



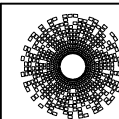
Do Not Scale Drawing
PART NUMBER See Part Number Key
DRAWING NUMBER CT210027

This drawing and the subject matter shown thereon are confidential and the proprietary property of Stewart Connector and shall not be reproduced, copied, or used in any manner without prior written consent of Stewart Connector. The subject matter may be patented or a patent may be pending.

TITLE		DESIGNED BY		DATE
CABLE ASSEMBLY, UNSHIELDED MRJ21 STRAIGHT PLUG TO MRJ21 STRAIGHT PLUG		TRM		10-27-09
Dimensions Shown are subject to change without notice		DRAWN BY TRM		DATE 10-27-09
UNLESS OTHERWISE SPECIFIED DIMENSIONS ARE IN INCHES TOLERANCES ARE:		APPROVED BY DRI		DATE 11-18-09
2 PLC. DEC. ± .010"		SHEET 1 OF 2		REV. A3
3 PLC. DEC. ± .003"		SCALE None		
4 PLC. DEC. ± .0005"				

MRJ21		MRJ21		MRJ21		MRJ21
1	WHT/BLU	1		29	BLK/GRN	29
2	BLU/WHT	2		30	GRN/BLK	30
13	WHT/ORG	13		41	BLK/BRN	41
14	ORG/WHT	14		42	BRN/BLK	42
3	WHT/GRN	3		31	BLK/GRY	31
4	GRN/WHT	4		32	GRY/BLK	32
15	WHT/BRN	15		43	YEL/BLU	43
16	BRN/WHT	16		44	BLU/YEL	44
25	WHT/GRY	25		9	YEL/ORG	9
26	GRY/WHT	26		10	ORG/YEL	10
37	RED/BLU	37		21	YEL/GRN	21
38	BLU/RED	38		22	GRN/YEL	22
27	RED/ORG	27		11	YEL/BRN	11
28	ORG/RED	28		12	BRN/YEL	12
39	RED/GRN	39		23	YEL/GRY	23
40	GRN/RED	40		24	GRY/YEL	24
5	RED/ BRN	5		33	VIO/BLU	33
6	BRN/RED	6		34	BLU/VIO	34
17	RED/GRY	17		45	VIO/ORG	45
18	GRY/RED	18		46	ORG/VIO	46
7	BLK/BLU	7		35	VIO/GRN	35
8	BLU/BLK	8		36	GRN/VIO	36
19	BLK/ORG	19		47	VIO/BRN	47
20	ORG/BLK	20		48	BRN/VIO	48

WIRING PATTERN



stewart
CONNECTOR
a bel group

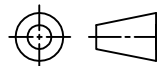
1118 Susquehanna Trail South
Glen Rock, PA 17327-9199
(717) 235-7512

<http://www.stewartconnector.com>

ASSEMBLY FORMAT REV. 6/5/05

MRJ21 IS A TRADEMARK
OF TE CONNECTIVITY
USED HERE BY PERMISSION

THIRD ANGLE PROJECTION



Do Not Scale Drawing

PART NUMBER
See Part Number Key
DRAWING NUMBER
CT210027

This drawing and the subject matter shown thereon are confidential and the proprietary property of Stewart Connector and shall not be reproduced, copied, or used in any manner without prior written consent of Stewart Connector. The subject matter may be patented or a patent may be pending.

TITLE
CABLE ASSEMBLY, UNSHIELDED
MRJ21 STRAIGHT PLUG TO MRJ21 STRAIGHT PLUG

Dimensions Shown are subject to change without notice	DESIGNED BY TRM	DATE 10-27-09
UNLESS OTHERWISE SPECIFIED DIMENSIONS ARE IN INCHES TOLERANCES ARE: ANGLES ± 1° 2 PLC. DEC. ± .010° 3 PLC. DEC. ± .003° 4 PLC. DEC. ± .0005°	DRAWN BY TRM	DATE 10-27-09
	APPROVED BY DRI	DATE 11-18-09
SHEET 2 OF 2	SCALE None	REV. A3