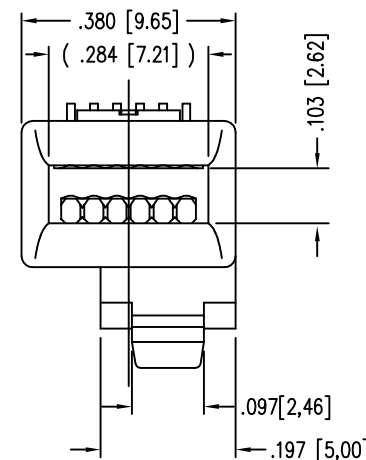
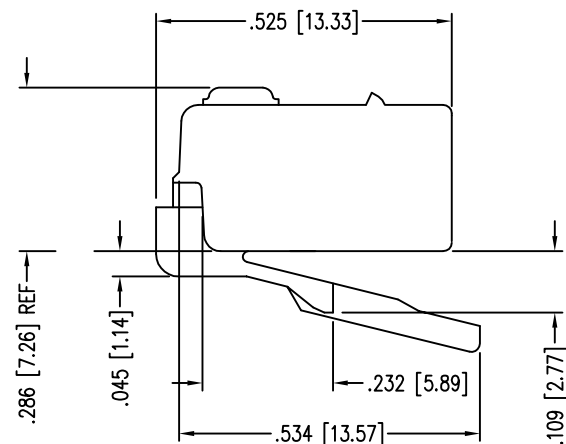
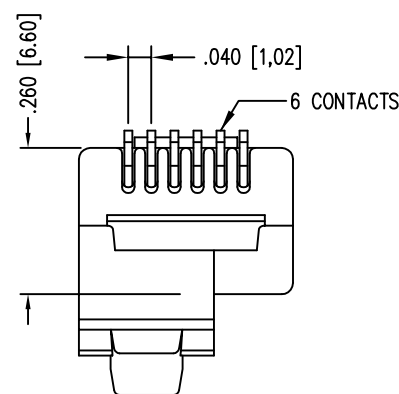
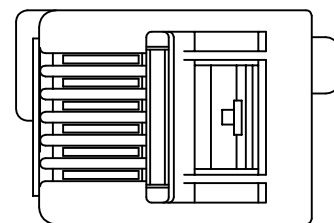
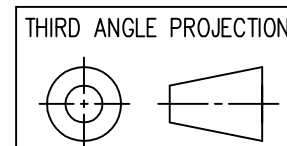


DATE	REV	ECN	APP'D. BY
1-5-15	A4	10166	TRM
3-14-16	A5	10606	TRM



- NOTES:
- 1- MATERIALS:  
 PLUG BODY: POLYCARBONATE, UL 94-V0  
 CONTACTS: PHOSPHOR BRONZE, SELECTIVE GOLD PLATING
  - 2- CONTACTS TERMINATE SOLID OR STRANDED CONDUCTORS UP TO .037 [0.94] OUTSIDE DIAMETER OF INSULATION.
  - 3- FOR PRODUCT SPECIFICATION SEE PRO26-01.
  - 4- DIMENSIONS AND TOLERANCES COMPLY WITH TIA-1096 STANDARD.
- △ TERMINATED PLUG HEIGHT: .237 [6.02] ±.005 [0.13]

50 MICRO-INCHES [1.27um]	940-SP-3066-OST
CONTACT PLATING IN MATING AREA	PART NUMBER



1118 Susquehanna Trail South  
 Glen Rock, PA 17327-9199  
 (717) 235-7512  
<http://www.stewartconnector.com>

DO NOT SCALE DRAWING  
 DRAWING IS SUBJECT TO CHANGE WITHOUT NOTICE

TITLE: SIX CONDUCTOR/SIX POSITION LINE CORD MODULE WITH RADIAL BACK; OFFSET TAIL; COLOR: CLEAR

DIMENSIONS: INCHES [METRIC]  
 UNLESS OTHERWISE SPECIFIED TOLERANCES ARE ±.005 [0.13] ANGLES ARE ± 1°

THIS DRAWING AND THE SUBJECT MATTER SHOWN THEREON ARE CONFIDENTIAL AND THE PROPRIETARY PROPERTY OF STEWART CONNECTOR AND SHALL NOT BE REPRODUCED, COPIED, OR USED IN ANY MANNER WITHOUT PRIOR WRITTEN CONSENT OF STEWART CONNECTOR. ONE OR MORE U.S. PATENTS MAY APPLY TO THIS PRODUCT. FOR DETAILS, PLEASE VISIT: [HTTP://BELFUSE.COM/STEWART/STEWART\\_PATENTS/](http://BELFUSE.COM/STEWART/STEWART_PATENTS/)

DRN BY:	RGC	DATE	10/8/03
APPD BY:	RGC	DATE	10/8/03
DWG NO.	CT300102	REV.	A5

SHEET NO. 1 OF 1

