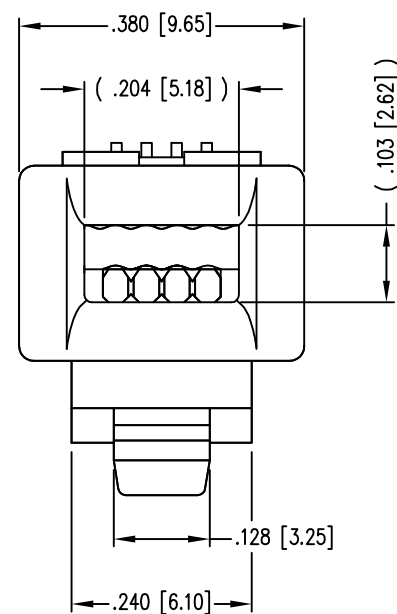
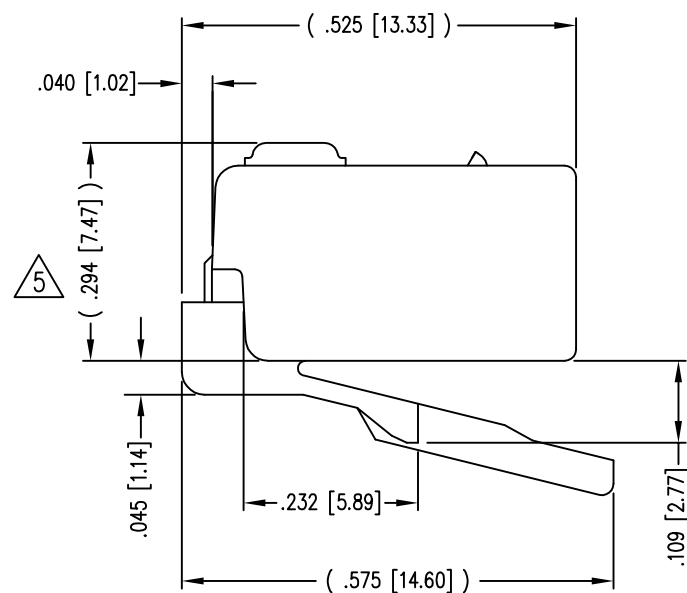
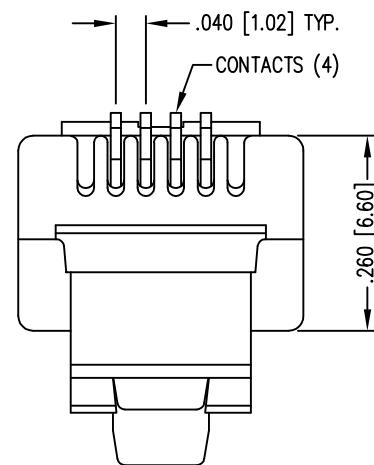
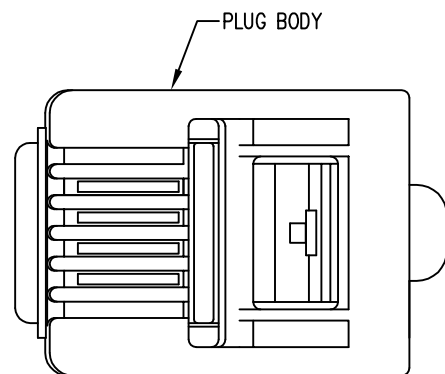


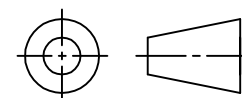
DATE	REV	ECN	APP'D. BY
1-5-15	A4	10166	TRM
3-14-16	A5	10605	TRM



- NOTES:
- 1- MATERIALS:  
 PLUG BODY: POLYCARBONATE, UL 94-V0  
 CONTACTS: PHOSPHOR BRONZE, SELECTIVE GOLD PLATING
  - 2- CONTACTS TERMINATE SOLID OR STRANDED CONDUCTORS UP TO .037 [0.94] OUTSIDE DIAMETER OF INSULATION.
  - 3- FOR PRODUCT SPECIFICATION SEE PR026-01.
  - 4- DIMENSIONS AND TOLERANCES COMPLY WITH TIA-1096 STANDARD.
- △ TERMINATED PLUG HEIGHT: .237 [6.02] ±.005 [0.13]

BAG OF 25	50 MICRO-INCHES [1.27um]	940-SP-3046-B25
BULK	50 MICRO-INCHES [1.27um]	940-SP-3046
PACKAGE	CONTACT PLATING IN MATING AREA	PART NUMBER

THIRD ANGLE PROJECTION



1118 Susquehanna Trail South  
 Glen Rock, PA 17327-9199  
 (717) 235-7512

<http://www.stewartconnector.com>

DO NOT SCALE DRAWING  
 DRAWING IS SUBJECT TO CHANGE WITHOUT NOTICE

TITLE: FOUR CONDUCTOR LINE CORD MODULE  
 COLOR: CLEAR

DIMENSIONS: INCHES [METRIC]  
 UNLESS OTHERWISE SPECIFIED TOLERANCES ARE ±.005 [0.13] ANGLES ARE ± 1°

THIS DRAWING AND THE SUBJECT MATTER SHOWN THEREON ARE CONFIDENTIAL AND THE PROPRIETARY PROPERTY OF STEWART CONNECTOR AND SHALL NOT BE REPRODUCED, COPIED, OR USED IN ANY MANNER WITHOUT PRIOR WRITTEN CONSENT OF STEWART CONNECTOR. ONE OR MORE U.S. PATENTS MAY APPLY TO THIS PRODUCT. FOR DETAILS, PLEASE VISIT: [HTTP://BELFUSE.COM/STEWART/STEWART\\_PATENTS/](http://BELFUSE.COM/STEWART/STEWART_PATENTS/)

DRN BY:	KKL	DATE	7-12-93
APPD BY:	THM	DATE	9-27-93
DWG NO.	CT300085	REV.	A5

SHEET NO. 1 OF 1

