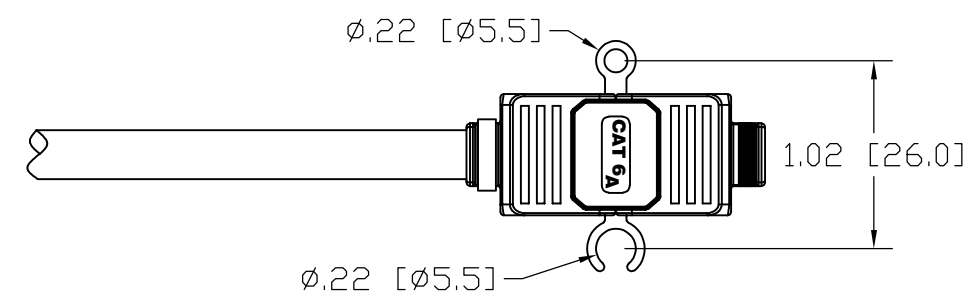
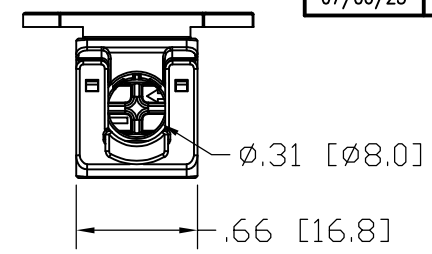
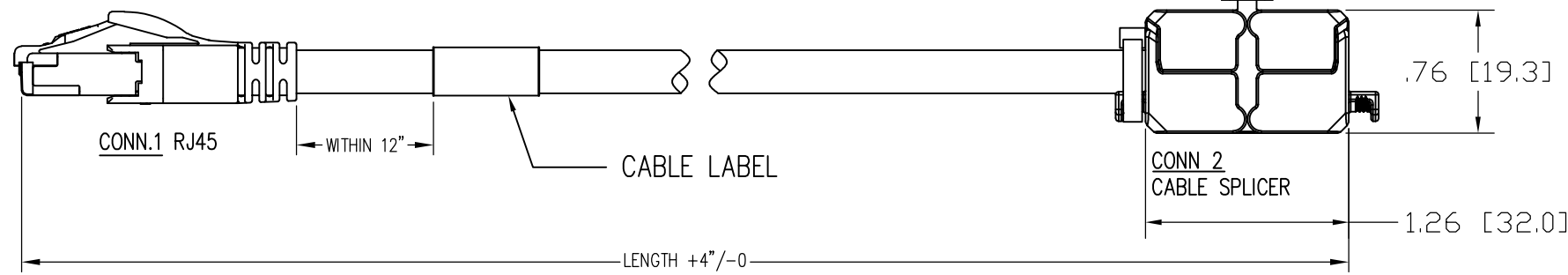
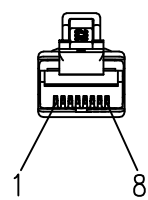


DATE	REV	ECN	APP'D. BY
05/26/21	AO	RELEASED	AB
07/06/23	BO	12206	GWL

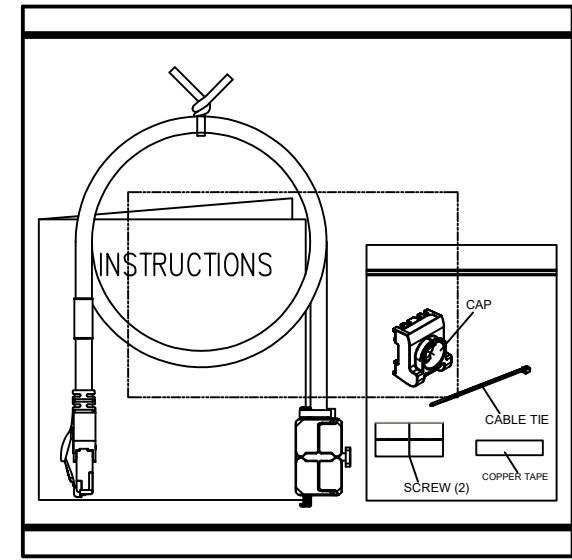
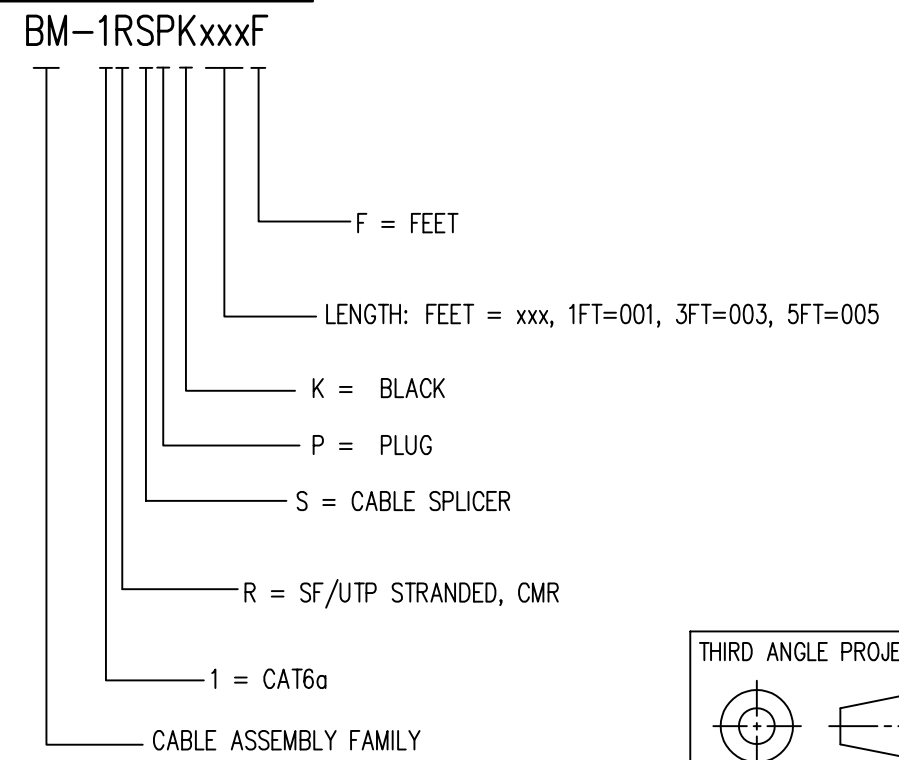


Part Numbers Reference Table	
LENGTH	Part Number
1 FT	BM-1RSPK001F
3 FT	BM-1RSPK003F
5 FT	BM-1RSPK005F

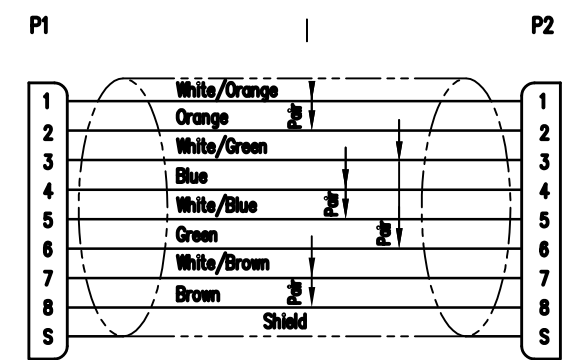
NOTES:

- 1) EACH CABLE ASSEMBLY TO BE INDIVIDUALLY BAGGED WITH INSTRUCTIONS. CAP, CABLE TIE, AND SCREWS PACKAGED IN SEPARATE CLEAR POLY BAG (SEE PACKAGING EXAMPLE)
- 2) 50u" GOLD PLATING ON PLUG CONTACTS
- 3) CABLE CONSTRUCTION:
 - 26 AWG, STRANDED COPPER TWISTED PAIR
 - 4PAIR, CABLED TOGETHER AROUND SEPARATOR
 - JACKET MATERIAL: PVC, COLOR: SEE PART STRUCTURE.
- 4) 100% TRANSMISSION TESTED FOR PERFORMANCE
- 5) CABLE SPLICER IDC WIRE GAUGE 22-26AWG, SOLID OR STRANDED A SMALLER AWG CANNOT BE USED IN A PREVIOUSLY USED IDC.


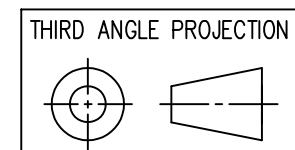
P/N STRUCTURE:



PACKAGING EXAMPLE



568B Standard Wiring Map



300 Executive Drive, Suite 300
West Orange, NJ 07052
+1 201 432 0463
<http://www.belfuse.com>

DO NOT SCALE DRAWING
DRAWING IS SUBJECT TO CHANGE WITHOUT NOTICE
DIMENSIONS: INCHES [METRIC]
UNLESS OTHERWISE SPECIFIED TOLERANCES ARE ±.005 [0.13] ANGLES ARE ± 1°
SHEET NO. 1 OF 1

TITLE: **CAT 6A RJ45 MALE TO TOOL-LESS CABLE SPLICER**
THIS DRAWING AND THE SUBJECT MATTER SHOWN THEREON ARE CONFIDENTIAL AND THE PROPRIETARY PROPERTY OF BEL FUSE, INC. AND SHALL NOT BE REPRODUCED, COPIED, OR USED IN ANY MANNER WITHOUT PRIOR WRITTEN CONSENT OF BEL FUSE, INC.

DRN BY: GWL	DATE 05/13/21
APPD BY: AB	DATE 05/26/21
DWG NO. CT999254	REV. BO

