

THE INFORMATION CONTAINED HEREIN IS CONSIDERED "PROPRIETARY" TO BEL FUSE INC. AND SHALL NOT BE COPIED, REPRODUCED OR DISCLOSED WITHOUT THE WRITTEN APPROVAL OF BEL FUSE INC.

LED1 POLARITY			LED2 POLARITY		
PIN 17	PIN 18	COLOR	PIN 19	PIN 20	COLOR
+	-	YELLOW	+	-	YELLOW
-	+	GREEN	-	+	GREEN

PRELIMINARY



ELECTRICAL CHARACTERISTICS @ 25°C

URNS RATIO

TP1	1CT : 1CT
TP2	1CT : 1CT
TP3	1CT : 1CT
TP4	1CT : 1CT

INS. LOSS (MAX)

1MHz TO 20MHz	-0.8 dB
50MHz	-1.0 dB
200MHz	-1.2 dB
400MHz	-2.0 dB
500MHz	-3.0 dB

RET. LOSS (MIN)

1MHz - 40MHz	-16 dB
40MHz - 400 MHz	-16+10LOG (F/40) dB
400MHz - 500 MHz	-6+30LOG (F/400) dB

CM TO CM REJ

1MHz - 500MHz -30 dB MIN

CM TO DM REJ

1MHz - 500MHz -30 dB MIN

HIPOT (Isolation Voltage): 2250VDC

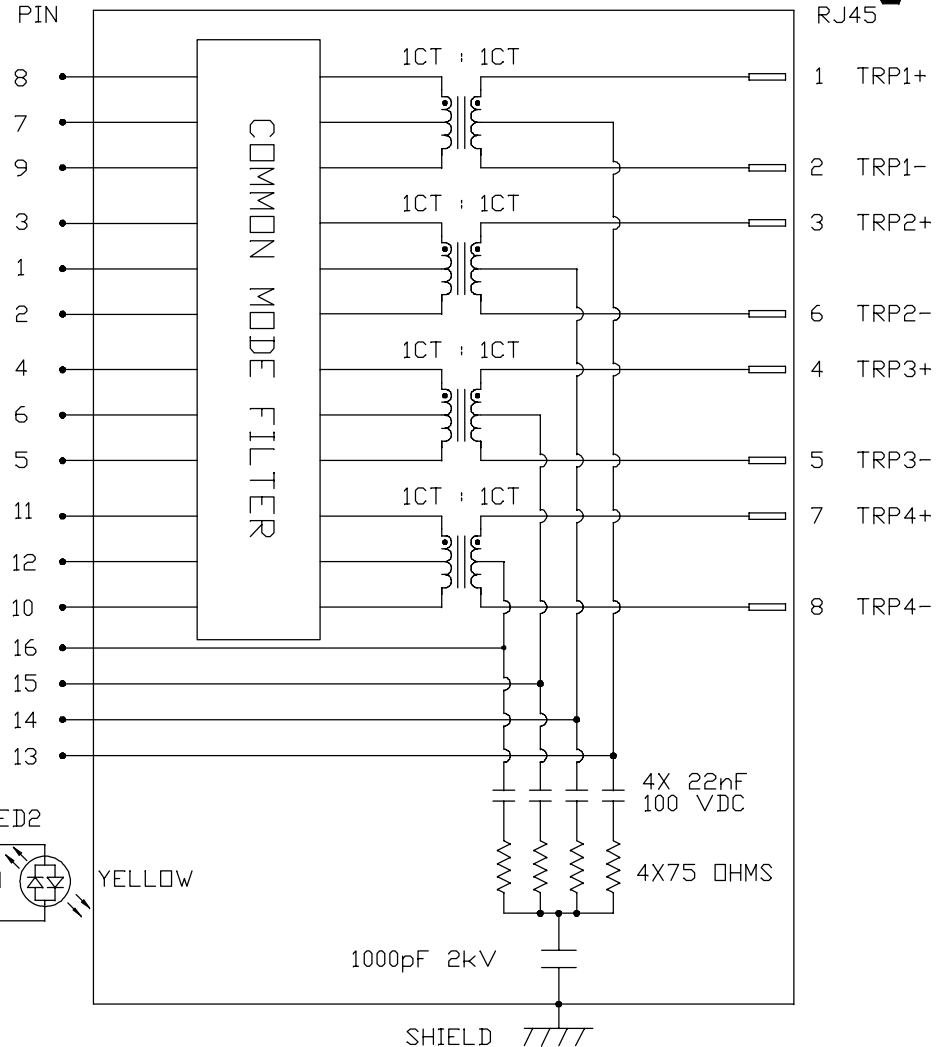
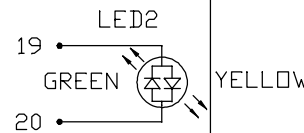
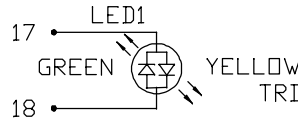
100% OF PRODUCTION TESTED TO COMPLY WITH IEEE 802.3 ISOLATION REQUIREMENTS.

LED1 AND LED2

VF (FORWARD VOLTAGE) IF=20mA GREEN 2.2V TYP, YELLOW 2.1V TYP,
 λD (DOMINANT WAVELENGTH) IF=20mA GREEN 570nm TYP, YELLOW 590nm TYP.

BALANCED DC LINE CURRENT 600 mA MAX, @ 57 VDC CONTINUOUS
 1.2 A MAX, @ 57 VDC for 200 MILLISECONDS

OPERATING TEMPERATURE: 0°C TO +70°C.



ORIGINATED BY CHOW WANCHUNG
DATE 2018-04-19
DRAWN BY XIE YIMING
DATE 2018-04-19

TITLE 10 gigabit MagJack® 4PPoE
G27-122T-066A PATENTED

PART NO. / DRAWING NO. G27-122T066A
FILE NAME G27-122T066A_A.DWG

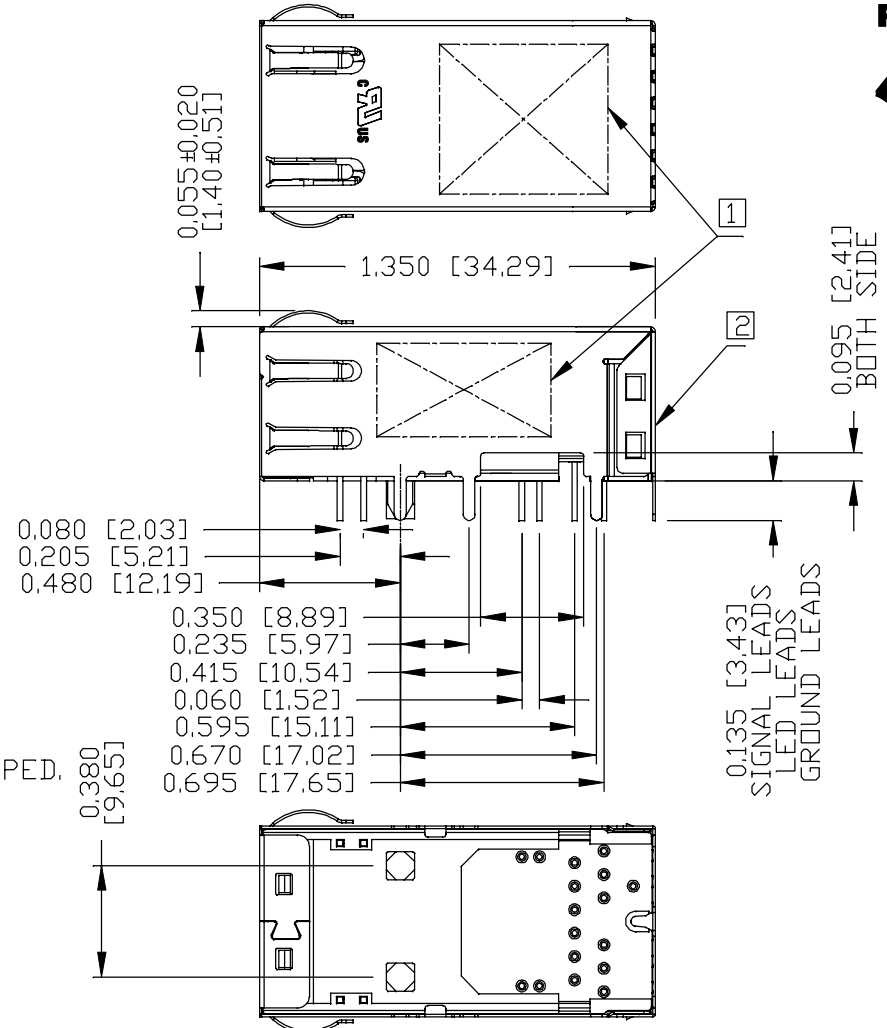
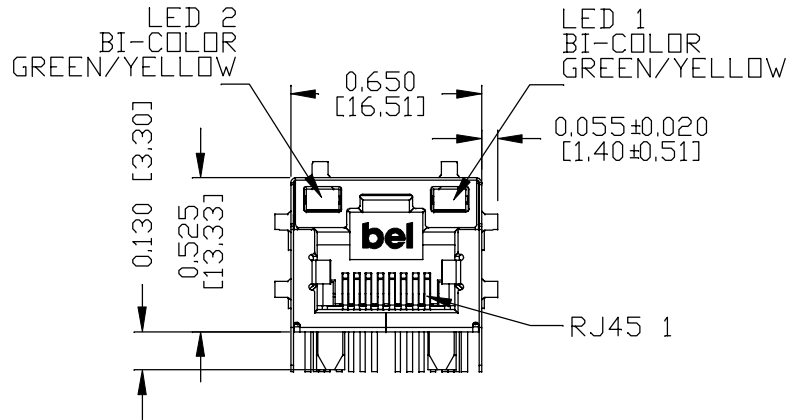
STANDARD DIM. TOL. IN INCH	[] METRIC DIM. AS REF.
.X	UNIT : INCH [mm]
.XX	SCALE : N/A
.XXX	SIZE : A4

REV. : A	PAGE : 2
----------	----------



THE INFORMATION CONTAINED HEREIN IS CONSIDERED "PROPRIETARY" TO BEL FUSE INC. AND SHALL NOT BE COPIED, REPRODUCED OR DISCLOSED WITHOUT THE WRITTEN APPROVAL OF BEL FUSE INC.

RoHS



NOTES:

PLASTIC HOUSING: THERMOPLASTIC PA, BLACK
 FLAMMABILITY RATING UL 94V-0
 CONTACTS: 50 MICRO-INCH HARD GOLD PLATING OR EQUIVALENT
 OUTPUT PINS: LEAD FREE COPPER WIRES, DIA 0.018 INCH.
 METAL SHIELD: 100 MICRO-INCH MIN MATTE TIN. PINS ARE SOLDER DIPPED.
 (ALL GROUND LEADS ARE SOLDER DIPPED)

cULus UL RECOGNIZED - FILE #E169987.

1. MARK PART WITH MFG. LOGO, MFG. NAME, PART NUMBER AND DATE CODE.

2. MARKING "PATENTED" IN BACK VIEW

3. THE PRODUCT IS RoHS COMPLIANT.

4. JACK CAVITY CONFORMS TO FCC RULES AND REGULATIONS.

5. THE PRODUCT IS PATENTED. THE PATENT NUMBER ARE U.S. PAT. 7,924,130 AND U.S. PAT. 7,123,117 AND U.S. PAT. 7,429,195 AND U.S. PAT. 6,840,817.

6. THE AXIAL RETENTION FORCE OF RJ PORT IS 15LBS MIN.

7. THE PART IS COMPLIANT WITH WAVE SOLDERING AND IR REFLOW. FOR WAVE SOLDERING, THE SUGGESTED PEAK WAVE SOLDERING CONDITION IS 260°C MAX. AND 10 SECONDS MAX. FOR IR REFLOW, THE SUGGESTED PEAK IR REFLOW CONDITION IS 245°C MAX AND 30 SECONDS MAX.

REV. : A PAGE : 3

ORIGINATED BY
ANTON LIAO
DATE 2018-04-19
DRAWN BY
JESSE LI
DATE 2018-04-19

TITLE
10 gigabit MagJack®
4PPoE
G27-122T-066A
PATENTED

PART NO. / DRAWING NO.
G27-122T066A
FILE NAME
G27-122T066A_A.DWG

STANDARD DIM. TOL. IN INCH	[] METRIC DIM. AS REF.
.X	UNIT : INCH [mm]
.XX	SCALE : N/A
.XXX	SIZE : A4



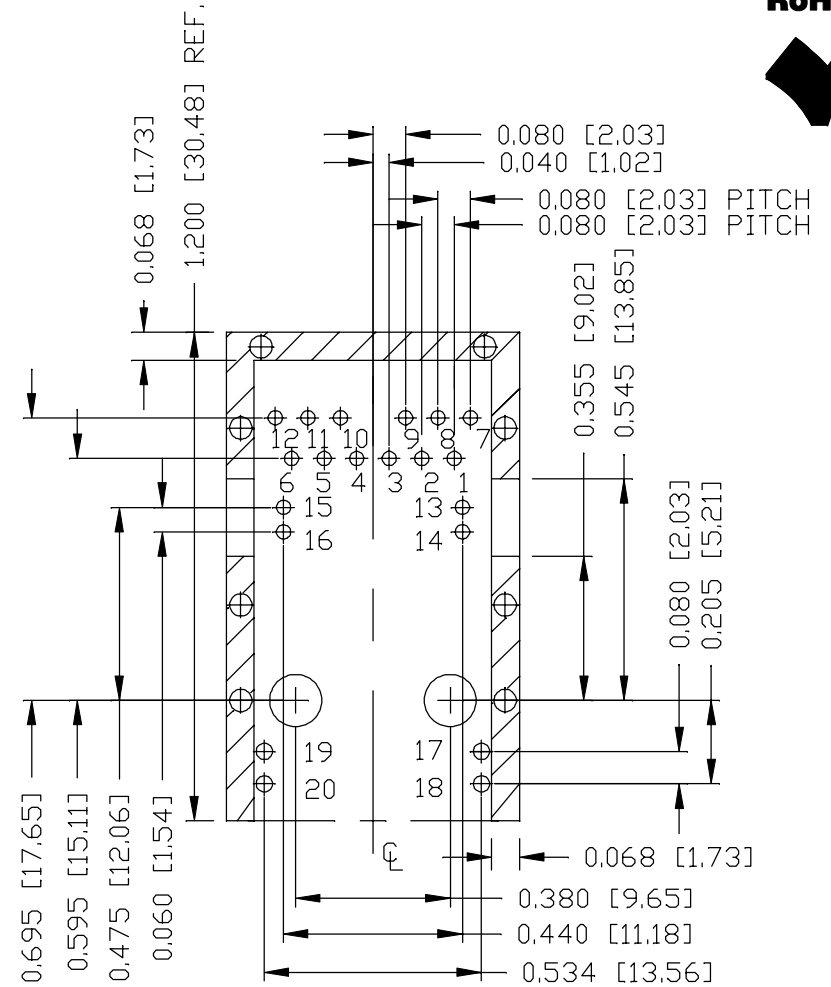
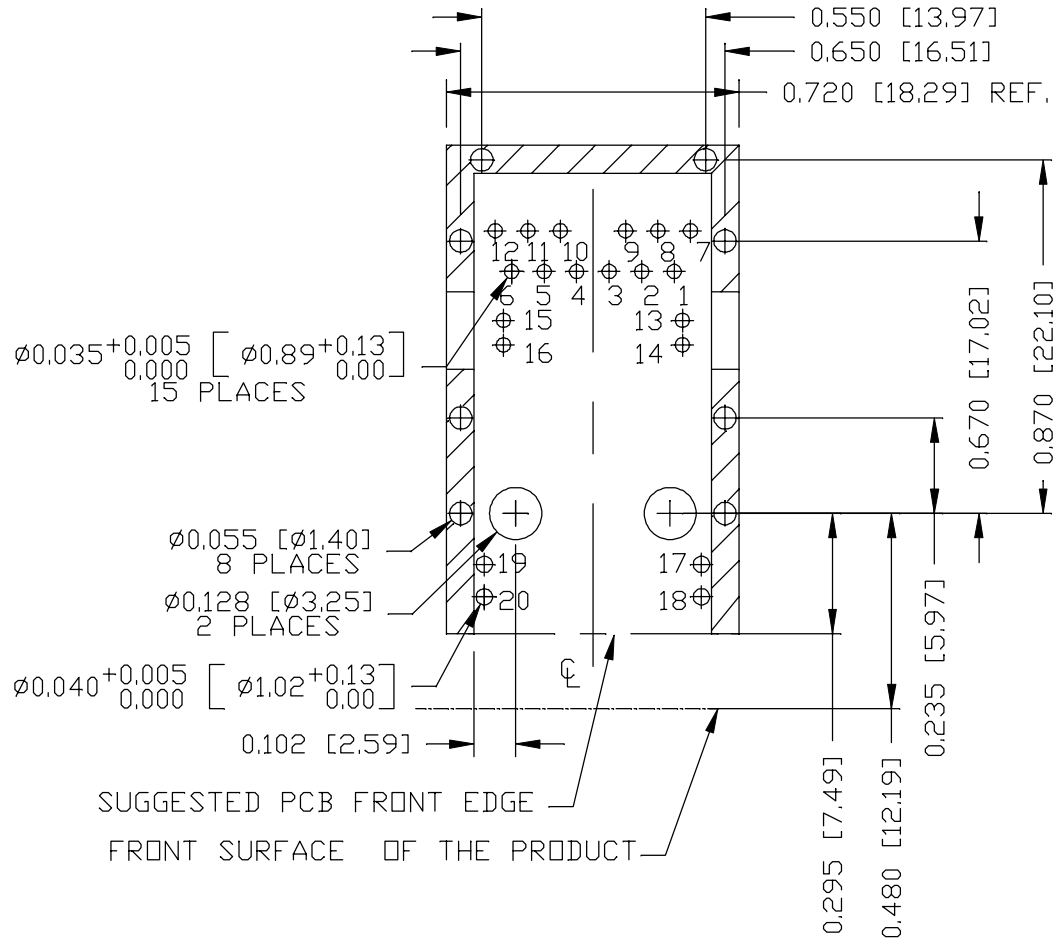
THE INFORMATION CONTAINED HEREIN IS CONSIDERED "PROPRIETARY" TO BEL FUSE INC. AND SHALL NOT BE COPIED, REPRODUCED OR DISCLOSED WITHOUT THE WRITTEN APPROVAL OF BEL FUSE INC.

RoHS



RECOMMENDED PCB FOOTPRINT

COMPONENT SIDE VIEW



NOTES:

THE SHADED AREA ON THE CUSTOMER BOARD ARE RECOMMENDED TO BE CLEAR OFF ANY VIA HOLE OR COMPONENT PAD.

ORIGINATED BY
ANTON LIAO
DATE 2018-04-19
DRAWN BY
JESSE LI
DATE 2018-04-19

TITLE
10 gigabit MagJack®
4PPoE
G27-122T-066A
PATENTED

PART NO. / DRAWING NO.
G27-122T066A
FILE NAME
G27-122T066A_A.DWG

STANDARD DIM. TOL. IN INCH	[] METRIC DIM. AS REF.
.X	UNIT : INCH [mm]
.XX	SCALE : N/A
.XXX	SIZE : A4

REV. : A PAGE : 4

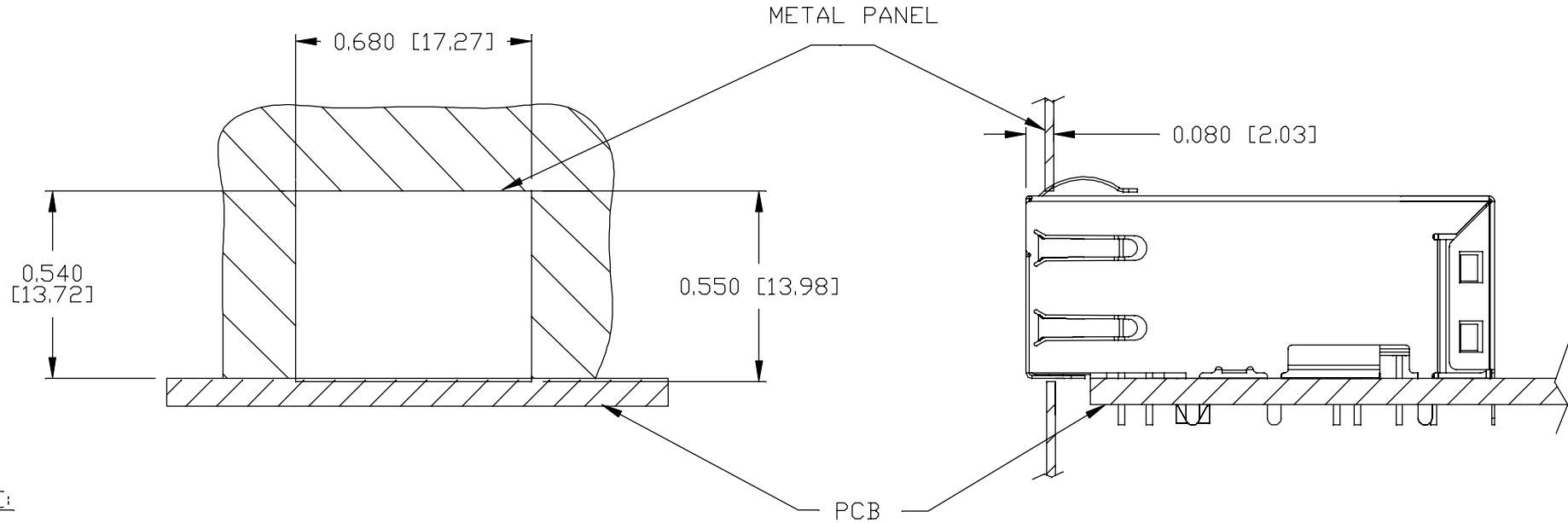


THE INFORMATION CONTAINED HEREIN IS CONSIDERED "PROPRIETARY" TO BEL FUSE INC. AND SHALL NOT BE COPIED, REPRODUCED OR DISCLOSED WITHOUT THE WRITTEN APPROVAL OF BEL FUSE INC.

RoHS



SUGGESTED PANEL OPENING



NOTE:

THE DISTANCE OF PANEL INSIDE SURFACE RELATIVE TO FRONT SURFACE OF PART IS ONLY A SUGGESTION. IN CASE THIS DISTANCE IS DIFFERENT, THE REQUIRED PANEL OPENING DIMENSIONS CHANGE ACCORDINGLY.

PACKING INFORMATION

PACKING TRAY: : 0200M9999-K8 (TOP)
0200M9999-K7 (BOTTOM)

PACKING QUANTITY : 48 PCS FINISHED GOODS PER TRAY
9 TRAYS (432 PCS FINISHED GOODS) PER CARTON BOX

NOTE : CARDBOARDS ARE PLACED BETWEEN LAYERS OF PACKING TRAY INSIDE CARTON BOX
(INCLUDE THE UPPERMOST AND LOWERMOST TRAY)

REV. : A	PAGE : 5
----------	----------

ORIGINATED BY
ANTON LIAO
DATE 2018-04-19
DRAWN BY
JESSE LI
DATE 2018-04-19

TITLE
10 glgabit MagJack®
4PPoE
G27-122T-066A
PATENTED

PART NO. / DRAWING NO.
G27-122T066A
FILE NAME
G27-122T066A_A.DWG

STANDARD DIM. TOL. IN INCH	[] METRIC DIM. AS REF.
.X	UNIT : INCH [mm]
.XX	SCALE : N/A
.XXX ±0.005	SIZE : A4

