

THE INFORMATION CONTAINED HEREIN IS CONSIDERED "PROPRIETARY" TO BEL FUSE INC. AND SHALL NOT BE COPIED, REPRODUCED OR DISCLOSED WITHOUT THE WRITTEN APPROVAL OF BEL FUSE INC.

PRELIMINARY



LED 1 & 3 POLARITY			LED 2 & 4 POLARITY		
PIN 13	PIN 14	COLOR	PIN 11	PIN 12	COLOR
+	-	YELLOW	-	+	ORANGE
/	/	/	+	-	GREEN

ELECTRICAL CHARACTERISTICS @ 25°C

URNS RATIO

TP1	1CT : 1CT ±2%
TP2	1CT : 1CT ±2%
TP3	1CT : 1CT ±2%
TP4	1CT : 1CT ±2%

OCL @ 100kHz/100mVRMS

8mA DC BIAS 350µH MIN.

INS. LOSS

0.1MHz TO 1MHz	-1.1 dB MAX
1MHz TO 65MHz	-0.5 dB MAX
65MHz TO 100MHz	-0.8 dB MAX
100MHz TO 125MHz	-1.2 dB MAX

RET. LOSS (MIN)

0.5MHz-40MHz	-18 dB
40MHz-100MHz	-12+20LOG(f/80MHz) dB

CM TO CM REJ

100kHz - 100MHz -30 dB MIN

CM TO DM REJ

100kHz - 100MHz -35 dB MIN

HIPOT (Isolation Voltage):

1500 Vrms

100% OF PRODUCTION TESTED TO COMPLY WITH

IEEE 802.3 ISOLATION REQUIREMENTS.

LED 1 & 3

VF (FORWARD VOLTAGE) IF=20mA YELLOW 2.1V TYP.

λD (DOMINANT WAVELENGTH) IF=20mA YELLOW 590nm TYP.

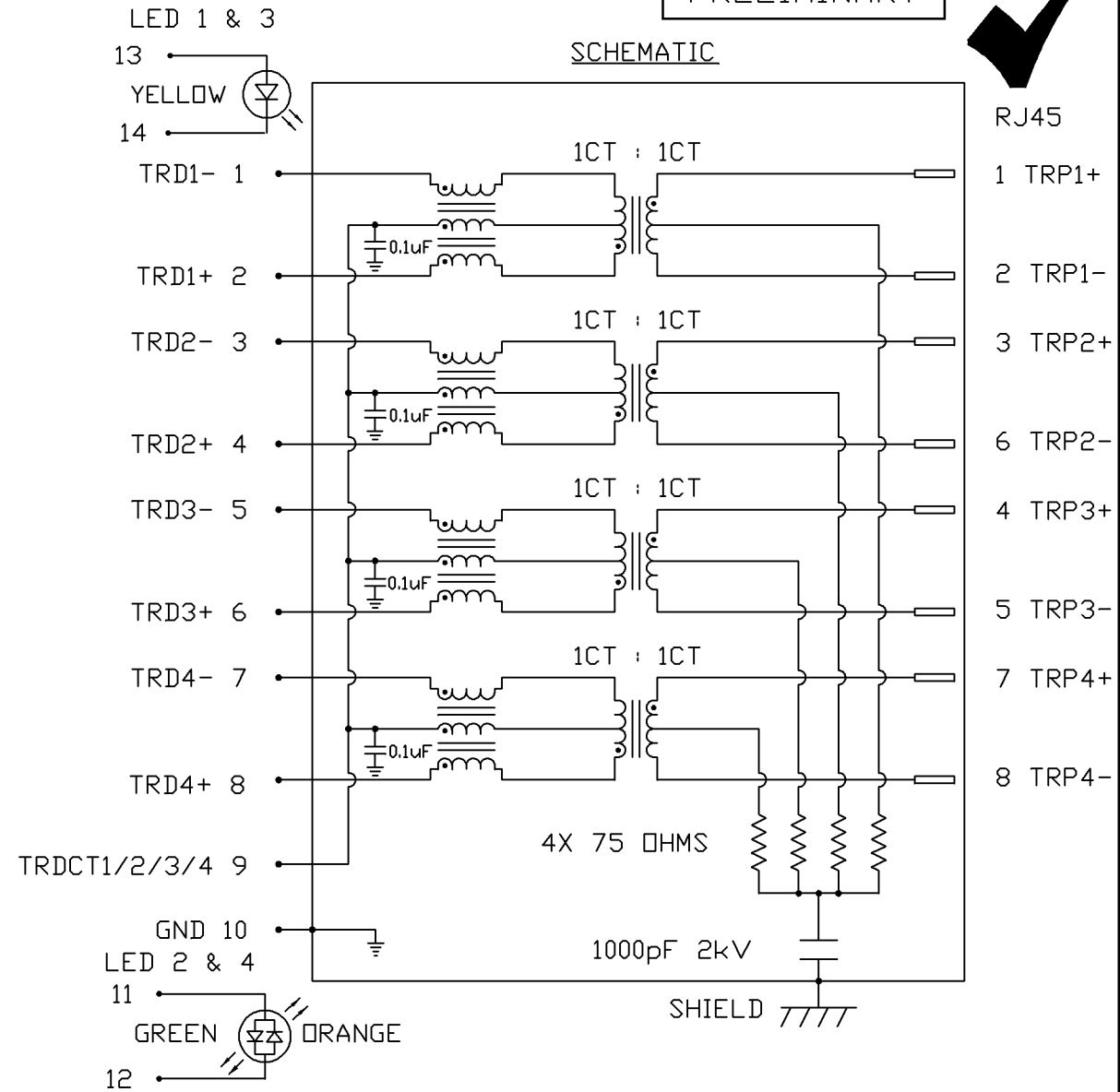
LED 2 & 4

VF (FORWARD VOLTAGE) IF=20mA GREEN 2.2V TYP.

ORANGE 2.0V TYP.

λD (DOMINANT WAVELENGTH) IF=20mA GREEN 565nm TYP.

ORANGE 610nm TYP.



ORIGINATED BY	DATE	TITLE
CHOW WANCHUNG	01-13-09	2X2 gigabit MagJack®
DRAWN BY	DATE	COMPRESSOR SERIES
LEE WEIDE	01-13-09	(8 Cores)

PART NO. / DRAWING NO.	STANDARD DIM. TOL. IN INCH	[ ] METRIC DIM. AS REFERENCE
C850-2X2R-CG	.X	UNIT : INCH [mm] REV. : PB
FILE NAME	.XX	SCALE : N/A SIZE : A4
C850-2X2R-CG_PB.DWG	.XXX	⊕ --- PAGE : 2

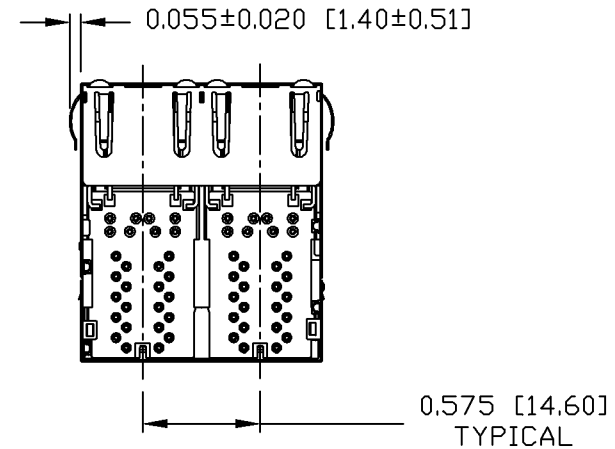
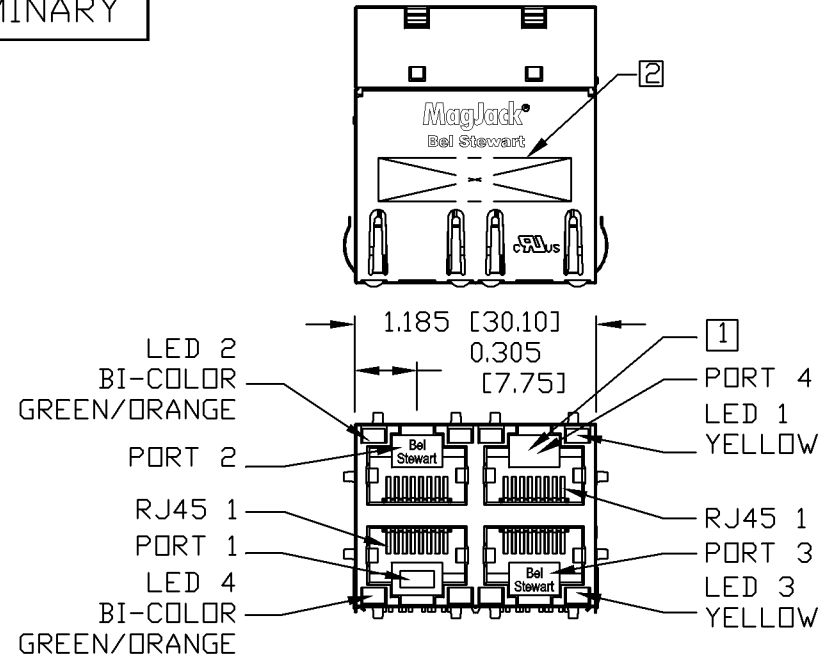
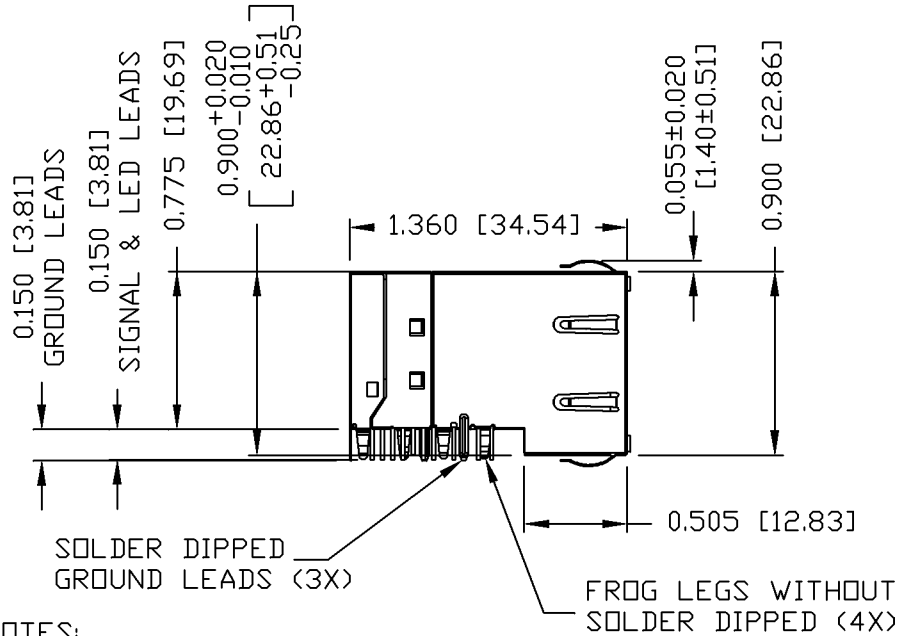
FILE NAME	STANDARD DIM. TOL. IN INCH	[ ] METRIC DIM. AS REFERENCE
C850-2X2R-CG_PB.DWG	.X	UNIT : INCH [mm] REV. : PB
	.XX	SCALE : N/A SIZE : A4
	.XXX	⊕ --- PAGE : 2



THE INFORMATION CONTAINED HEREIN IS CONSIDERED "PROPRIETARY" TO BEL FUSE INC. AND SHALL NOT BE COPIED, REPRODUCED OR DISCLOSED WITHOUT THE WRITTEN APPROVAL OF BEL FUSE INC.

PRELIMINARY

RoHS  
2002/95/EC



NOTES:

- PLASTIC HOUSING: THERMOPLASTIC PBT  
FLAMMABILITY RATING UL 94V-0
- CONTACT PLATING: 30 MICRO-INCH HARD GOLD PLATING
- OUTPUT PINS: TIN-COATED COPPER WIRE, DIA 0.018 INCH.
- METAL SHIELD: NICKEL PLATED ON COPPER ALLOY.  
(ALL GROUND LEADS ARE SOLDER DIPPED)  
FROG LEGS ARE FOR PCB RETENTION FORCE ONLY AND NOT FOR GROUNDING PURPOSE

- [1] JACK CAVITY CONFORMS TO FCC RULES AND REGULATIONS, PART 68 SUBPART F.
- [2] MARK PART WITH MFG LOGO, MFG NAME, PART NUMBER, AND DATE CODE.

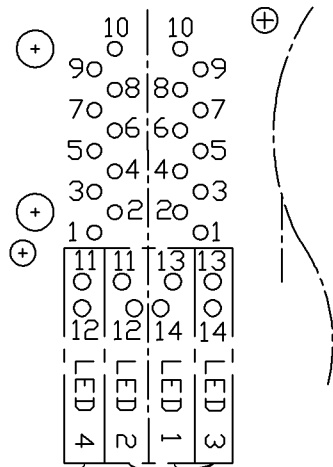
c us UL RECOGNIZED - FILE #E196366 AND E169987.  
RoHS COMPLIANCE, PER EU DIRECTIVE 2002/95/EC.

ORIGINATED BY	DATE	TITLE	PART NO. / DRAWING NO.	STANDARD DIM. TOL. IN INCH		[ ] METRIC DIM. AS REFERENCE	
				.X	.XX	UNIT : INCH [mm]	REV. : PB
HOWFAR WEI	01-13-09	2X2 glgabit MagJack® COMPRESSOR SERIES (8 Cores)	C850-2X2R-CG	.XXX	±0.010	SCALE : N/A	SIZE : A4
DRAWN BY	DATE		FILE NAME				PAGE : 3
JOLLY LUD	01-13-09		C850-2X2R-CG_PB.DWG				



THE INFORMATION CONTAINED HEREIN IS CONSIDERED "PROPRIETARY" TO BEL FUSE INC. AND SHALL NOT BE COPIED, REPRODUCED OR DISCLOSED WITHOUT THE WRITTEN APPROVAL OF BEL FUSE INC.

PRELIMINARY

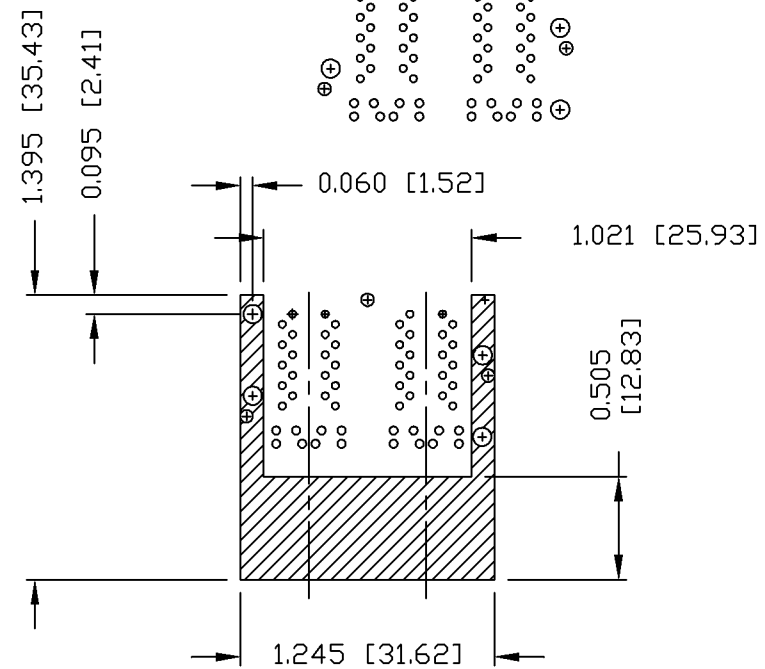
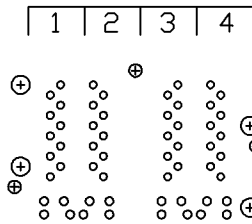


LED FOR LOWER DECK      LED FOR UPPER DECK

PIN-OUT INFORMATION  
(COMPONENT SIDE VIEW)

14	YELLOW (-)
13	YELLOW (+)
12	ORANGE (+)/GREEN (-)
11	ORANGE (-)/GREEN (+)
10	GND
9	TRDCT1/2/3/4
8	TRD 4+
7	TRD 4-
6	TRD 3+
5	TRD 3-
4	TRD 2+
3	TRD 2-
2	TRD 1+
1	TRD 1-

PORT ASSIGNMENT  
(COMPONENT SIDE VIEW)



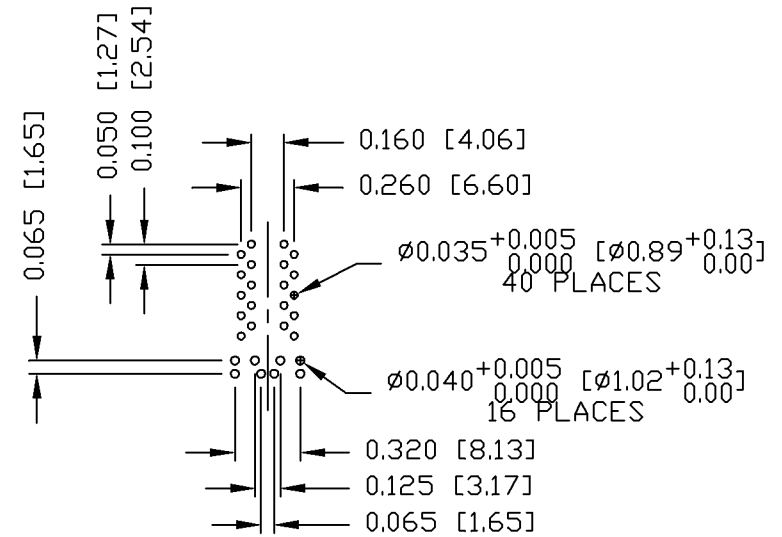
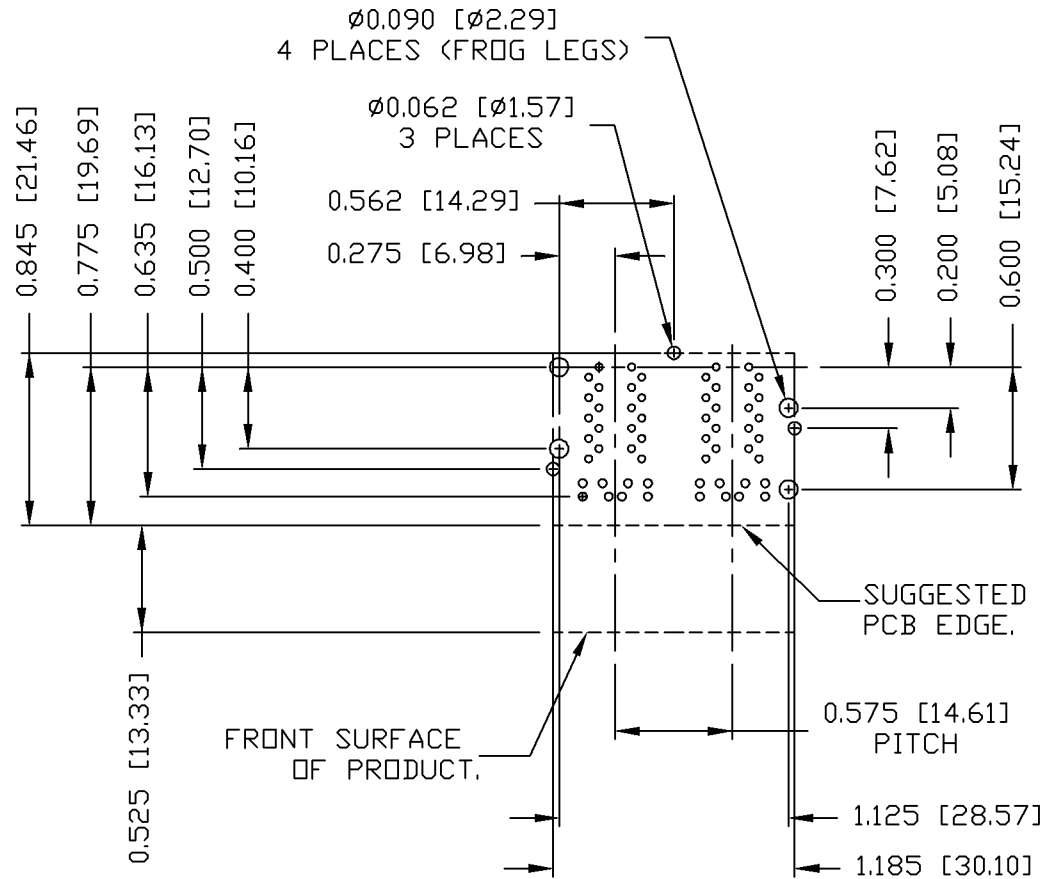
THE SHADED AREA ON THE CUSTOMER BOARD ARE RECOMMENDED TO BE CLEAR OFF ANY VIA HOLE OR COMPONENT PAD.

ORIGINATED BY HOWFAR WEI	DATE 01-13-09	TITLE 2X2 gigabit MagJack® COMPRESSOR SERIES (8 Cores)	PART NO. / DRAWING NO. C850-2X2R-CG		STANDARD DIM. TOL. IN INCH		[ ] METRIC DIM. AS REFERENCE	
	DRAWN BY JOLLY LUD		DATE 01-13-09	FILE NAME C850-2X2R-CG_PB.DWG	.X .XX .XXX	±0.004	UNIT : INCH [mm]	REV. : PB
							SCALE : N/A	SIZE : A4
								PAGE : 4



THE INFORMATION CONTAINED HEREIN IS CONSIDERED "PROPRIETARY" TO BEL FUSE INC. AND SHALL NOT BE COPIED, REPRODUCED OR DISCLOSED WITHOUT THE WRITTEN APPROVAL OF BEL FUSE INC.

PRELIMINARY



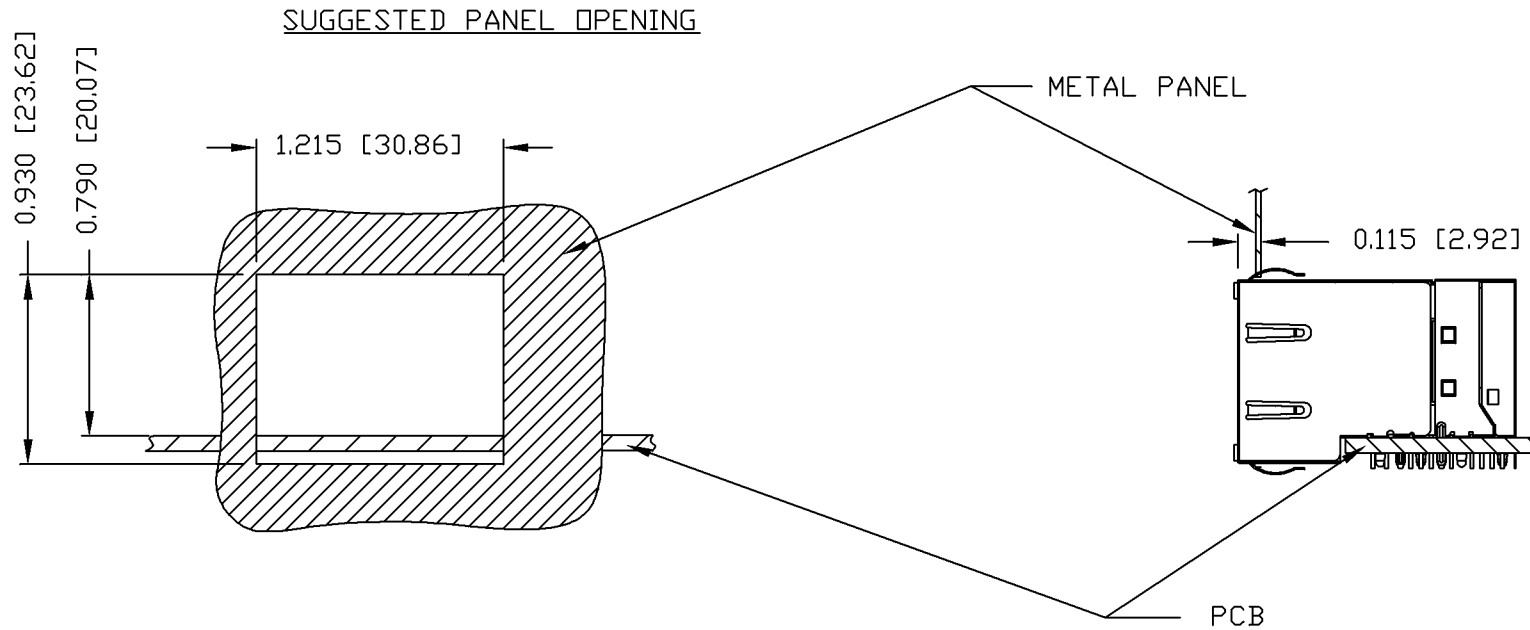
(COMPONENT SIDE VIEW)

SUGGESTED FOOTPRINT

ORIGINATED BY HOWFAR WEI	DATE 01-13-09	TITLE 2X2 gigabit MagJack® COMPRESSOR SERIES (8 Cores)	PART NO. / DRAWING NO. C850-2X2R-CG	STANDARD DIM. TOL. IN INCH		[ ] METRIC DIM. AS REFERENCE		 COMPONENTS FOR A CONNECTED PLANET
				.X		UNIT : INCH [mm]	REV. : PB	
DRAWN BY JOLLY LUD	DATE 01-13-09		FILE NAME C850-2X2R-CG_PB.DWG	.XX		SCALE : N/A	SIZE : A4	PAGE : 5
				.XXX	±0.004			

THE INFORMATION CONTAINED HEREIN IS CONSIDERED "PROPRIETARY" TO BEL FUSE INC. AND SHALL NOT BE COPIED, REPRODUCED OR DISCLOSED WITHOUT THE WRITTEN APPROVAL OF BEL FUSE INC.

PRELIMINARY



**NOTE:**

THE DISTANCE OF PANEL INSIDE SURFACE RELATIVE TO FRONT SURFACE OF PART IS ONLY A SUGGESTION. IN CASE THIS DISTANCE IS DIFFERENT, THE REQUIRED PANEL OPENING DIMENSIONS CHANGE ACCORDINGLY.

PACKING INFORMATION

PACKING TRAY : 0200M9999-B1 (TOP)

0200M9999-B2 (BOTTOM)

PACKING QUANTITY : 35 PCS FINISHED GOODS PER TRAY.

6 TRAYS (210 PCS FINISHED GOODS) PER CARTON BOX.

NOTE : CARDBOARDS ARE PLACED BETWEEN LAYERS OF PACKING TRAY INSIDE CARTON BOX.

(INCLUDE THE UPPERMOST AND LOWERMOST TRAY)

ORIGINATED BY HOWFAR WEI	DATE 01-13-09	TITLE 2X2 gigabit MagJack® COMPRESSOR SERIES (8 Cores)	PART NO. / DRAWING NO. C850-2X2R-CG	STANDARD DIM. TOL. IN INCH		[ ] METRIC DIM. AS REFERENCE		bel
				.X		UNIT : INCH [mm]	REV. : PB	
DRAWN BY JOLLY LUO	DATE 01-13-09		FILE NAME C850-2X2R-CG_PB.DWG	.XX		SCALE : N/A	SIZE : A4	COMPONENTS FOR A CONNECTED PLANET
				.XXX	±0.004	⊕	PAGE : 6	