

THE INFORMATION CONTAINED HEREIN IS CONSIDERED "PROPRIETARY" TO BEL FUSE INC. AND SHALL NOT BE COPIED, REPRODUCED OR DISCLOSED WITHOUT THE WRITTEN APPROVAL OF BEL FUSE INC.

PRELIMINARY

RoHS



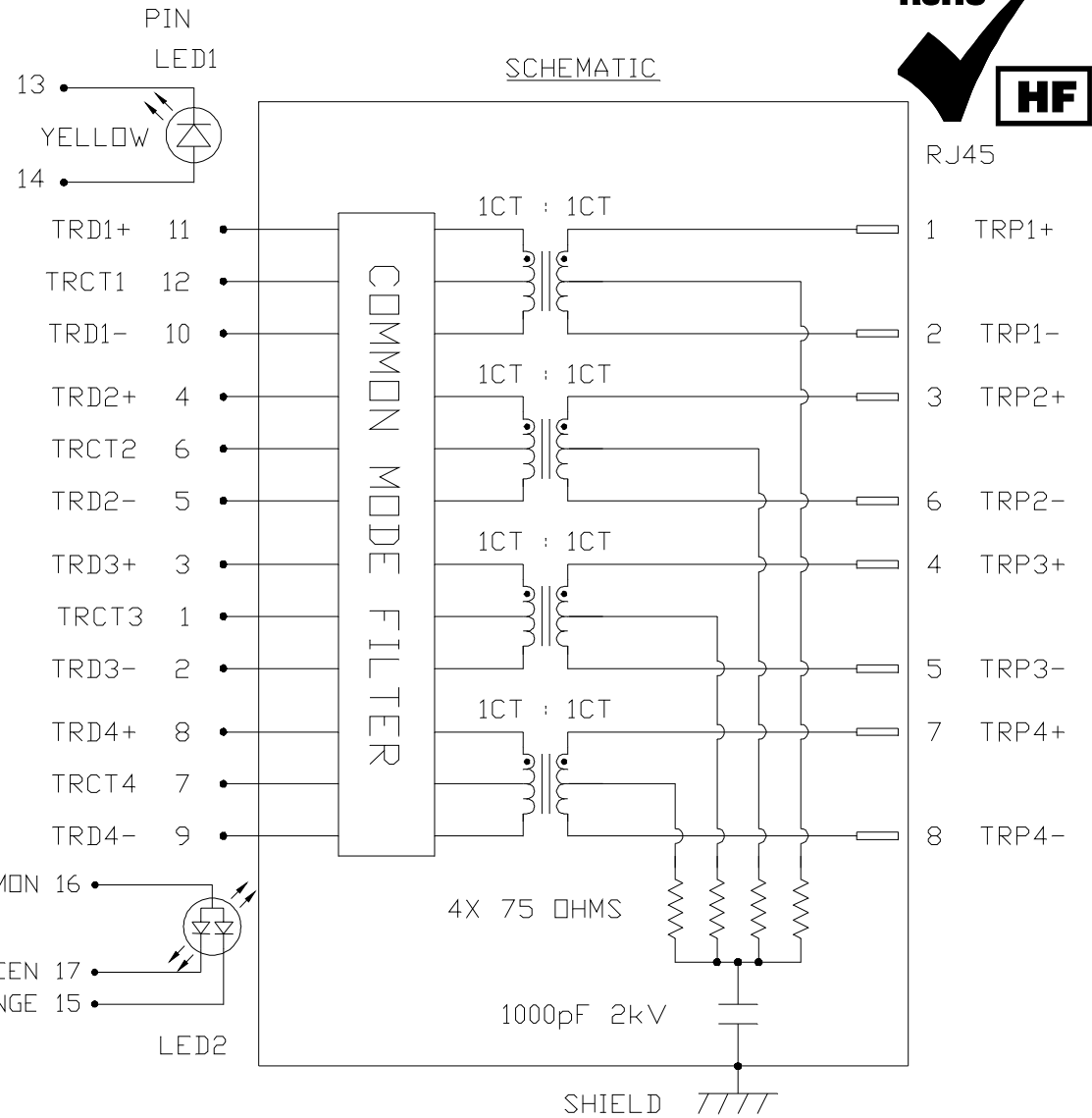
LED1 POLARITY			LED2 POLARITY			
PIN 13	PIN 14	COLOR	PIN 15	PIN 16	PIN 17	COLOR
-	+	YELLOW	-	+	/	ORANGE
/	/	/	/	+	-	GREEN

ELECTRICAL CHARACTERISTICS @ 25°C

OCL @ 100kHz/100mVRMS  
 8mA DC BIAS 350µH MIN.  
 INS. LOSS  
 0.1MHz TO 1MHz -1.1 dB MAX  
 1MHz TO 65MHz -0.5 dB MAX  
 65MHz TO 100MHz -0.8 dB MAX  
 100MHz TO 125MHz -1.2 dB MAX  
 RET. LOSS (MIN) @ 100 OHMS +/-15%  
 0.5MHz-40MHz -18 dB  
 40MHz-100MHz -12+20LOG(f/80MHz) dB  
 CM TO CM REJ  
 100kHz - 100MHz -30 dB MIN  
 CM TO DM REJ  
 100kHz - 100MHz -35 dB MIN  
 HIPOT (Isolation Voltage): 1500 Vrms  
 100% OF PRODUCTION TESTED TO COMPLY  
 WITH IEEE 802.3 ISOLATION REQUIREMENT  
 OPERATING TEMPERATURE: -40°C TO 100°C

LED 1  
 VF (FORWARD VOLTAGE) IF=20mA YELLOW 2.1V TYP.  
 λD (DOMINANT WAVELENGTH) IF=20mA YELLOW 590nm TYP.

LED 2  
 VF (FORWARD VOLTAGE) IF=20mA GREEN 2.2V TYP.  
 ORANGE 2.0V TYP.  
 λD (DOMINANT WAVELENGTH) IF=20mA GREEN 570nm TYP.  
 ORANGE 605nm TYP.



ORIGINATED BY  
 CHOW WANCHUNG  
 DATE 2017-09-28

DRAWN BY  
 XIE YIMING  
 DATE 2017-09-28

TITLE  
 Gigabit MagJack®  
 (Ultra Low Profile)  
 Automotive temperature  
 PATENTED

PART NO. / DRAWING NO.  
 A829-1J1T-KM

FILE NAME  
 A829-1J1T-KM\_PA.DWG

STANDARD DIM. [ ] METRIC DIM.  
 TOL. IN INCH AS REF.

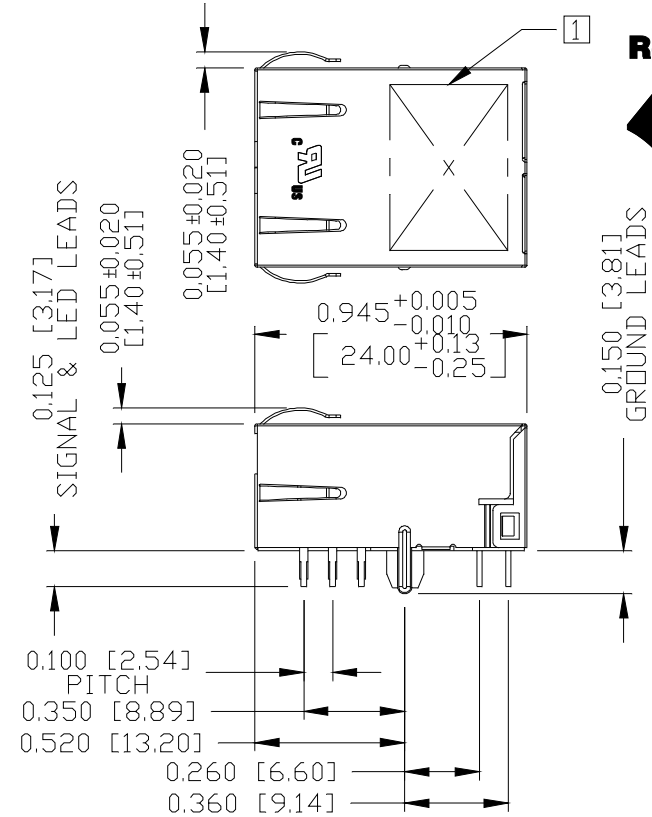
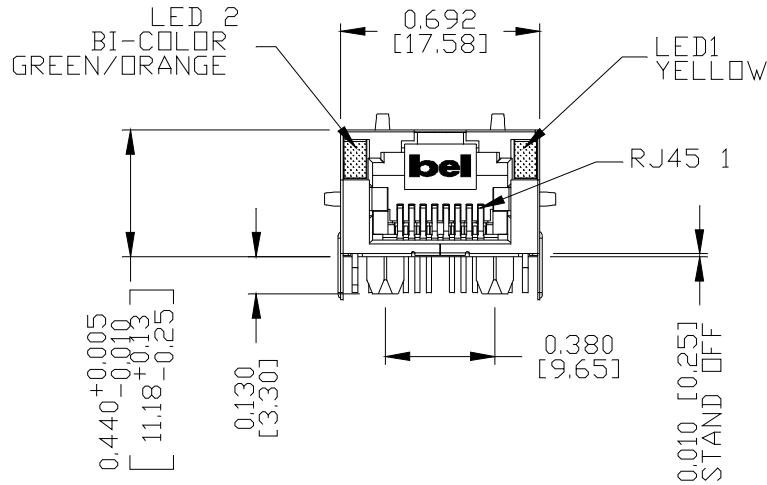
.X UNIT : INCH [mm]  
 .XX SCALE : N/A  
 .XXX SIZE : A4

REV. : PA PAGE : 2

a bel group

THE INFORMATION CONTAINED HEREIN IS CONSIDERED "PROPRIETARY" TO BEL FUSE INC. AND SHALL NOT BE COPIED, REPRODUCED OR DISCLOSED WITHOUT THE WRITTEN APPROVAL OF BEL FUSE INC.

PRELIMINARY



NOTES:

PLASTIC HOUSING: THERMOPLASTIC PA, BLACK

FLAMMABILITY RATING UL 94V-0

CONTACTS: 50 MICRO-INCH HARD GOLD PLATING OR EQUIVALENT.

OUTPUT PINS: TIN-COATED COPPER WIRE, DIA 0.018 INCH. 100 MICRO-INCH MIN MATTE TIN. PINS ARE SOLDER DIPPED.

METAL SHIELD: NICKEL PLATED ON COPPER ALLOY. (ALL GROUND LEADS ARE SOLDER DIPPED)

- MARK PART WITH MFG. LOGO, MFG. NAME, PART NUMBER, DATE CODE AND PATENTED.
- THE PRODUCT IS RoHS COMPLIANT WITH NO EXEMPTION AND HALOGEN FREE.



UL RECOGNIZED - FILE #E196366 AND E169987.

- JACK CAVITY CONFORMS TO FCC RULES AND REGULATIONS, PART 68 SUBPART F.
- THE PRODUCT IS PATENTED. THE PATENT NUMBER ARE U.S. PAT. 7,123,117 AND U.S. PAT. 6,840,817.
- THE PART IS RECOMMENDED FOR WAVE SOLDERING. THE SUGGESTED PEAK WAVE SOLDERING CONDITION IS 260°C MAX AND 10 SECONDS MAX.
- THE PRODUCT IS DESIGNED TO BE COMPATIBLE WITH THE SAE/USCAR2-6 STANDARD, TEMPERATURE CLASS T2, SEALING CLASS S1 AND VIBRATION CLASS V1.

REV. : PA PAGE : 3

ORIGINATED BY  
ANTON LIAO  
DATE 2017-09-28  
DRAWN BY  
JESSE LI  
DATE 2017-09-28

TITLE  
Gigabit MagJack®  
(Ultra Low Profile)  
Automotive temperature  
PATENTED

PART NO. / DRAWING NO.  
A829-1J1T-KM  
FILE NAME  
A829-1J1T-KM\_PA.DWG

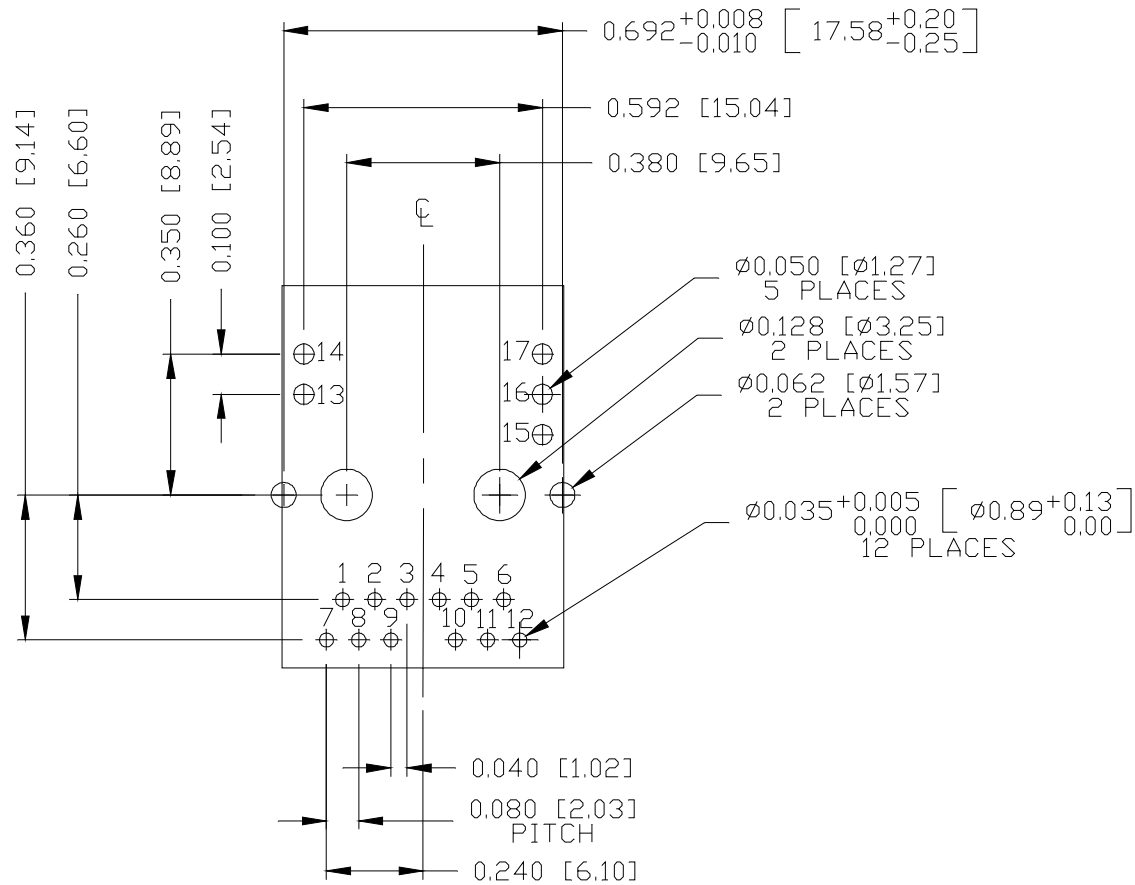
STANDARD DIM. TOL. IN INCH	[ ] METRIC DIM. AS REF.
.X	UNIT : INCH [mm]
.XX	SCALE : N/A
.XXX	SIZE : A4



THE INFORMATION CONTAINED HEREIN IS CONSIDERED "PROPRIETARY" TO BEL FUSE INC. AND SHALL NOT BE COPIED, REPRODUCED OR DISCLOSED WITHOUT THE WRITTEN APPROVAL OF BEL FUSE INC.

RECOMMENDED PCB FOOTPRINT  
COMPONENT SIDE VIEW

PRELIMINARY



ORIGINATED BY  
ANTON LIAO  
DATE 2017-09-28  
DRAWN BY  
JESSE LI  
DATE 2017-09-28

TITLE  
Gigabit MagJack®  
(Ultra Low Profile)  
Automotive temperature  
PATENTED

PART NO. / DRAWING NO.  
A829-1J1T-KM  
FILE NAME  
A829-1J1T-KM\_PA.DWG

STANDARD DIM. TOL. IN INCH	[ ] METRIC DIM. AS REF.
.X	UNIT : INCH [mm]
.XX	SCALE : N/A
.XXX	±0.004
	SIZE : A4

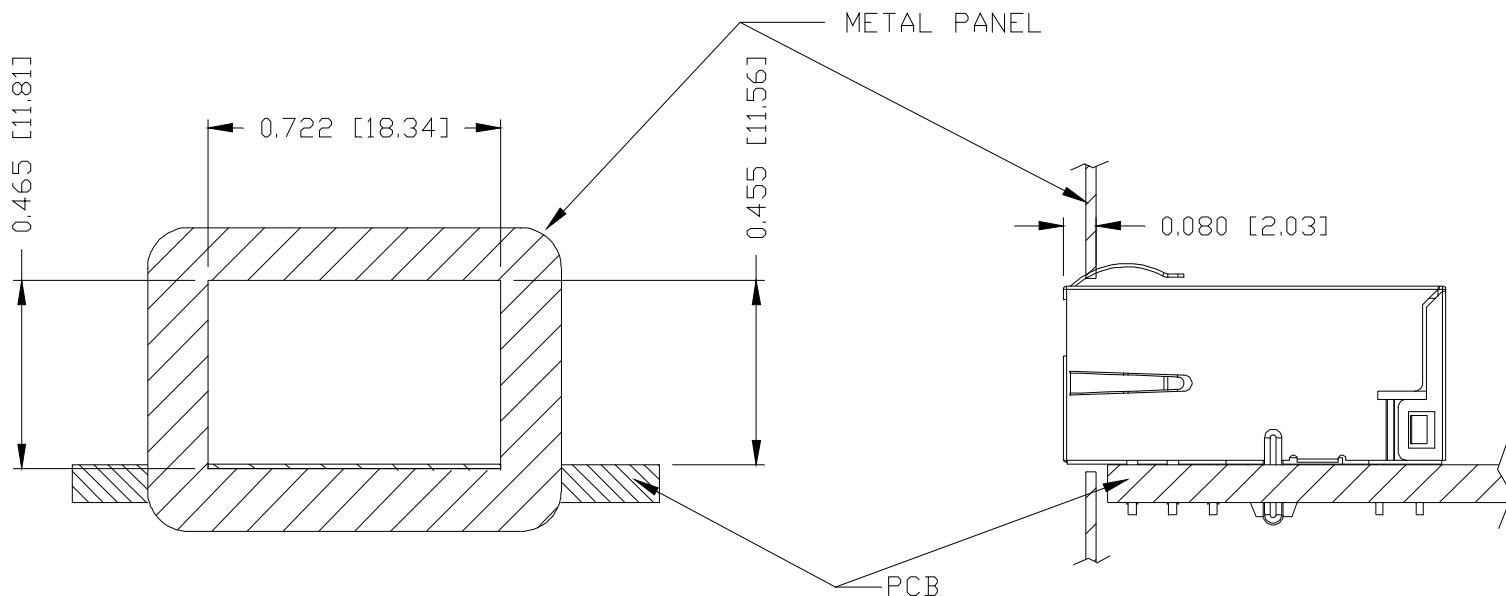
REV. : PA PAGE : 4



THE INFORMATION CONTAINED HEREIN IS CONSIDERED "PROPRIETARY" TO BEL FUSE INC. AND SHALL NOT BE COPIED, REPRODUCED OR DISCLOSED WITHOUT THE WRITTEN APPROVAL OF BEL FUSE INC.

SUGGESTED PANEL OPENING

PRELIMINARY



NOTE:

THE DISTANCE OF PANEL INSIDE SURFACE RELATIVE TO FRONT SURFACE OF PART IS ONLY A SUGGESTION. IN CASE THIS DISTANCE IS DIFFERENT, THE REQUIRED PANEL OPENING DIMENSIONS CHANGE ACCORDINGLY.

TRAY PACKING INFORMATION

PACKING TRAY : 0200-9999-E4 (TOP)

0200-9999-E5 (BOTTOM)

PACKING QUANTITY : 60 PCS FINISHED GOODS PER TRAY

11 TRAYS (660 PCS FINISHED GOODS) PER CARTON BOX

NOTE : CARDBOARDS ARE PLACED BETWEEN LAYERS OF PACKING TRAY INSIDE CARTON BOX (INCLUDE THE UPPERMOST AND LOWERMOST TRAY)

REV. : PA PAGE : 5

ORIGINATED BY  
ANTON LIAO  
DATE 2017-09-28  
DRAWN BY  
JESSE LI  
DATE 2017-09-28

TITLE  
Gigabit MagJack®  
(Ultra Low Profile)  
Automotive temperature  
PATENTED

PART NO. / DRAWING NO.  
A829-1J1T-KM  
FILE NAME  
A829-1J1T-KM\_PA.DWG

STANDARD DIM. TOL. IN INCH	[ ] METRIC DIM. AS REF.
.X	UNIT : INCH [mm]
.XX	SCALE : N/A
.XXX ±0.004	SIZE : A4

