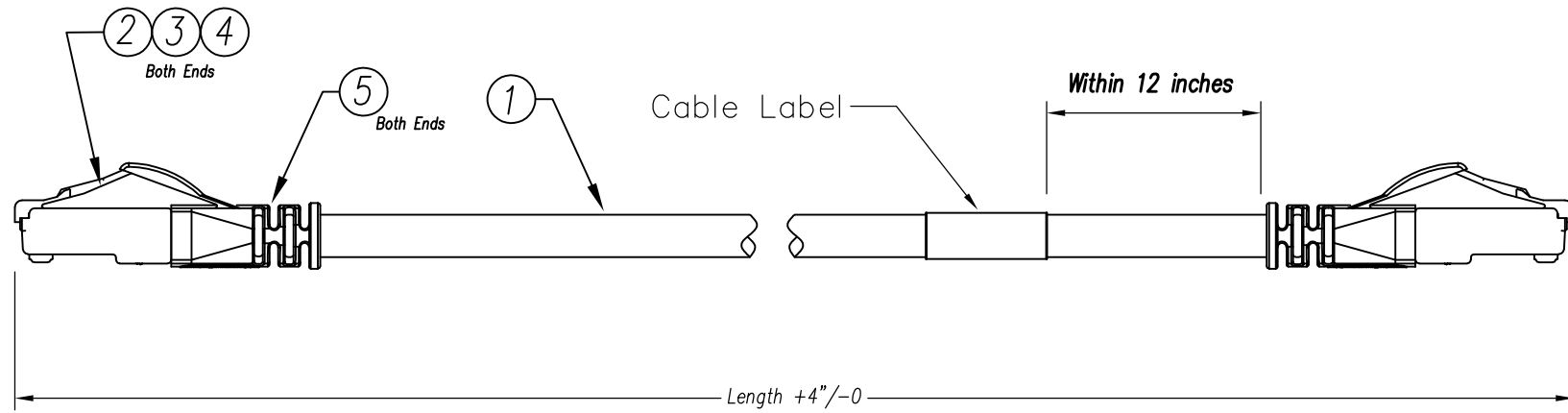
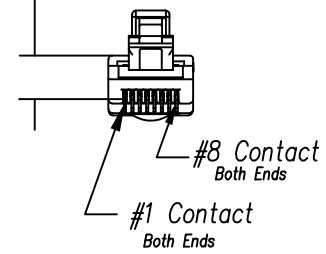


DATE	REV	ECN	APP'D. BY
02/22/19	A0	RELEASED	ET
02/22/19	A1	ECN 11349	TLS
01/24/20	A2	11503	JE



Crimp Contacts To
.237 ±0.005 at both ends



Notes:

- 1) Each cable assembly to be individually bagged.
- 2) 50μ" Gold plating on contacts
- 3) Cable Construction:
 - 24 AWG Stranded
 - 4Pr, U/UTP, Type CM
 - PVC Jacket
- 4) 100% Transmission Tested for Performance

P/N Key:

BM-6UxxxxF

UOM
F = Feet

Color
E = Blue
G = Grey

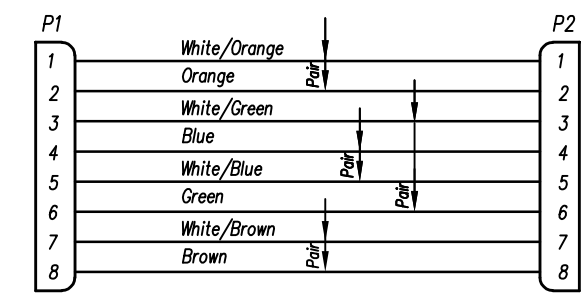
Length	
XXX	Feet
001	1
003	3
005	5
007	7
010	10
015	15
025	25

Example Parts Numbers

Feet		
P/N	Color	Length
BM-6UG001F	Grey	1'
BM-6UE010F	Blue	10'

For Part Numbers Not Shown Follow Part Number Key Format

Wiring Map: 568B Standard



THIRD ANGLE PROJECTION

DO NOT SCALE DRAWING
DRAWING IS SUBJECT TO CHANGE WITHOUT NOTICE

DIMENSIONS: INCHES [METRIC]


UNLESS OTHERWISE SPECIFIED
TOLERANCES ARE ±.005 [0.13]
ANGLES ARE ± 1°

SHEET NO. 1 OF 1

206 Van Vorst Street
Jersey City, NJ 07302
+1 201 432 0463
<http://www.belfuse.com>

TITLE: *Bel Patchcord Assembly, C6 U/UTP, 24 awg Component Compliant*

DRN BY: TLS	DATE 02/22/19
APPD BY: ET	DATE 02/22/19
DWG NO. CT999183	REV. A2



ASSEMBLY FORMAT REV. 6/3/05