RED IS ORIGINAL

DISK #	DWG SIZE
K1	C

DATA CONTAINED IN THIS DOCUMENT IS PROPRIETARY TO TROMPETER ELECTRONICS INC. AND SHALL NOT BE DISCLOSED, COPIED OR USED FOR PROCUREMENT OR MANUFACTURE WITHOUT EXPRESS WRITTEN PERMISSION.

REVISIONS					310-0068	SH 1
REV	EO	DESCRIPTION	DWN	APPROVED	DATE	
D	10054	PICTORIALLY CHANGED 1.00 FLARED SEALING SLEEVE TO STRAIGHT (1.25) LONG SEALING SLEEVE; GENERAL UPDATE	DKC	DKC 2/14/92		

TABLE 1

DASH NO	MODEL NO	CENTER CONTACT/ INTMD CONTACT TYPE	FIG NO
-1	PLR455ACFLP	SOCKET/PIN	1
-2	PLR455ACFLS	PIN/SOCKET	
-3	PLR455ACPP	SOCKET/PIN	2
-4	PLR455ACPS	PIN/SOCKET	
-5	PLR455ACRP	SOCKET/PIN	3
-6	PLR455ACRS	PIN/SOCKET	
-7	PLR455ACWP	SOCKET/PIN	4
-8	PLR455ACWS	PIN/SOCKET	

TABLE 2

CABLE GROUP NO	CABLES ACCOMMODATED	A HEX	ASSEMBLE PER
-201	M17/176-00002	.255	TAI-170
-202	TWC-78-1,TROMPETER		
-203	TWC-124-1A,TROMPETER		
-204	10602,RAYCHEM		
-205	TWAC-78-1F2,TROMPETER		
-206	782500130,RAYCHEM		
-208	202-3927,MICRODOT		
-209	202-3942,MICRODOT		
-212	2524E014, RAYCHEM		
-217	GC875TM24H,GRUMMAN		
-218	EPD22188B,RAYCHEM		
-219	2526D1114,RAYCHEM		
-220	GC875RR1,GRUMMAN		
-221	10614,RAYCHEM		
-222	10613,RAYCHEM		
-223	HMS2-1149,HUGHES		

INCH	MM
.005	0.13
.03	0.76
.062	1.57
.067	1.70
.080	2.03
.255	6.48
.500	12.70
1.25	31.75
1.11	28.19
1.46	37.08

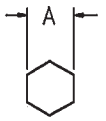

RECOMMENDED HEX CRIMP

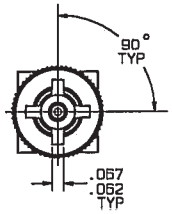

FIG 1 (6)

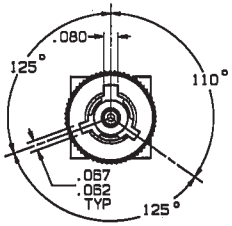

FIG 2 (6)

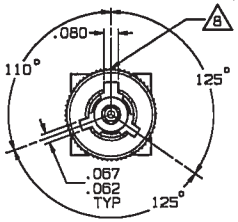

FIG 3 (6)

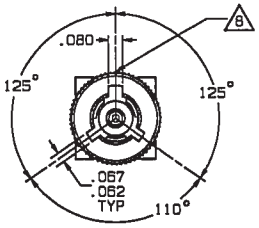

FIG 4 (6)

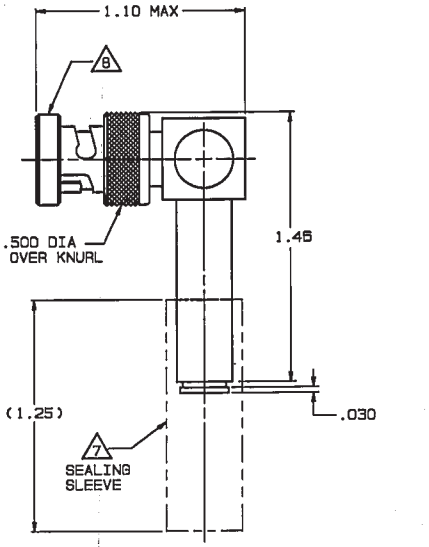

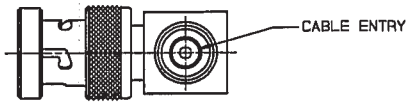

-3 -201 SHOWN

(8) THE ONE WIDE (.080) SLOT LOCATION IS SHOWN BY A GREEN ASTERISK ON THE O.D. OF THE BAYONET SLEEVE GUARD-RING FOR -3 & SUBSEQUENT DASH NUMBERS

(7) SEALING SLEEVE & CRIMP BUSHING SUPPLIED LOOSE WITH EACH CONNECTOR;EXCEPT SEALING SLEEVE NOT USED ON -205,-208 & -223

(6) BOTTOM PORTION NOT SHOWN FOR CLARITY

5. EXAMPLE OF COMPLETE MODEL NO:

PLR455AC W P - 201

- PLR455AC — BASIC MODEL NO (SEE TABLE 1)
- W — LUG POLARIZATION: FL = 4-LUG, FIG 1; P = 3-LUG, FIG 2; R = 3-LUG, FIG 3; W = 3-LUG, FIG 4
- P — CENTER & INTERMEDIATE CONTACT TYPE (SEE TABLE 1)
- 201 — CABLE GROUP NO (SEE TABLE 2)

4. EXAMPLE OF COMPLETE PART NO:

310-0068 - 1 - 201

- 310-0068 — BASIC PART NO
- 1 — DASH NO: LUG POLARIZATION,CENTER & INTERMEDIATE CONTACT TYPE (SEE TABLE 1)
- 201 — CABLE GROUP NO (SEE TABLE 2)

3. CONCENTRIC TWINAX 4 PIECE ASSY,RIGHT ANGLE FULL CRIMP CABLE PLUG,SOCKET CENTER CONTACT AND PIN INTERMEDIATE CONTACT OR PIN CENTER CONTACT AND SOCKET INTERMEDIATE CONTACT

2. FINISH: TFS-1U (500 HRS SALT SPRAY; NICKEL)

1. ALL DIM ARE IN INCHES

QTY	DESCRIPTION	PART NUMBER	ITEM
	TOL UNLESS SPECIFIED .xx ± .03, .xxx ± .005, .xxxx ± ; ANGLES ± 0° 30'	TROMPETER RF connectivity	PLR455AC/FLP/FLS, PP/PS,RP/RS,WP/WS

DWN	DKC	12-3-92	MATERIAL	CODE IDENT	DRAWING NO.	REV
CHK	DKC 2/14/92			14949	310-0068	D
ENGR	—					
NEXT ASSY	APPR	12/22/92	SCALE 2/1	DATE 1-21-88	SHEET 1 OF 2	