

DASH NO	CABLES ACCOMMODATED	A DIM	B DIM	C FLATS	D FLATS	E DIA	ASSEMBLY PER
-7	TRC-50-2 TRC-75-2	1.135	.096	.438	.438	.500	TAI-189
-8	8227, BELDEN	1.716	.130	.625	.688	.750	TAI-103
-9	TWC-78-2 TWC-124-2	1.135	.096	.438	.438	.500	TAI-102
-A9	BL782, TIMES BL982, TIMES BL1242, TIMES						
-10	RG-22 754E, AT&T	1.716	.130	.625	.688	.750	TAI-103
-11	750A, AT&T						TAI-128
-12	16 PEVL, AT&T V1-AL, GENERAL	1.135	.096	.438	.438	.500	TAI-129
-13	TRF-59, TIMES						TAI-165
-13A	8232, BELDEN	1.716	.130	.625	.688	.750	TAI-129
-14	8233, BELDEN						TAI-189
-23	250-3884, MICRODOT	1.135	.096	.438	.438	.500	TAI-102
-24	202-3934, MICRODOT						TAI-189
-24A	9530A5117, RAYCHEM	1.716	.130	.625	.688	.750	TAI-102
-25	T-43M, GENERAL						TAI-189
-25A	5021HS331, RAYCHEM	1.135	.096	.438	.438	.500	TAI-102
-26	7028A5518, RAYCHEM						TAI-189
-27	T19TPSJ2619EN, WOVEN 202-3927, MICRODOT 202-3942, MICRODOT	1.716	.130	.625	.688	.750	TAI-102
-29	TWC-78-1/TWC-124-1A						TAI-189
-30	761A, AT&T 8441, BELDEN	1.135	.096	.438	.438	.500	TAI-102
-32	TRC-50-1						TAI-189
-33	TRC-75-1	1.716	.130	.625	.688	.750	TAI-102
-42	21-204, ESSEX 4463, CONSOLIDATED						TAI-189
-43	250-4044/250-4045 293-3930, MICRODOT	1.135	.096	.438	.438	.500	TAI-102
-45	M27500-22TE2T14 1100-66F, STANDARD						TAI-189
-46	9860, BELDEN	1.716	.130	.625	.688	.750	TAI-103
-47	M17/176-00002						TAI-102
-49	TWAC-78-1F2	1.135	.096	.438	.438	.500	TAI-102
-54	89207, BELDEN						TAI-189
-55	89272, BELDEN	1.716	.130	.625	.688	.750	TAI-102
-56	GC875GC1, GRUMMAN						TAI-189
-57	GC875GB1, GRUMMAN	1.135	.096	.438	.438	.500	TAI-102
-58	GC875TM24H, GRUMMAN						TAI-189
-59	GC875LN1, GRUMMAN	1.716	.130	.625	.688	.750	TAI-102
-60	M17/177, THERMATICS 380-10045, BOEING						TAI-189
-64	7528A5314, RAYCHEM						

DATA CONTAINED IN THIS DOCUMENT IS PROPRIETARY TO TROMPETER ELECTRONICS INC. AND SHALL NOT BE DISCLOSED, COPIED OR USED FOR PROMOTION OR MANUFACTURE WITHOUT EXPRESS WRITTEN PERMISSION OF TROMPETER ELECTRONICS INC.

REVISIONS		310-0025	SH 1
REV	DESCRIPTION	DATE	APPROVED
U	REVISED PER ECO 14778	11-5-02	RM

CABLE ENTRY			
DASH NO	DIA	DASH NO	DIA
-7	.274	-29	.191
-8	.345	-30	.235
-9	.285	-32	.191
-A9		-33	.217
-10	.455	-42	.300
-11	.347	-43	.200
-12	.495	-45	.183
-13	.362	-46	.475
-13A	.352	-47	.164
-14	.490	-49	.132
-23	.183	-54	.323
-24	.191	-55	.250
-24A	.200	-56	.191
-25	.285	-57	
-25A		-58	.198
-26	.191	-59	
-27	.145	-60	.217
		-64	.183

FIG 1  
-9 SHOWN

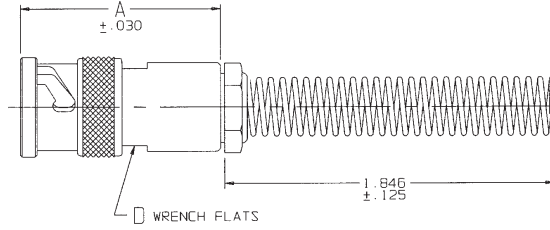
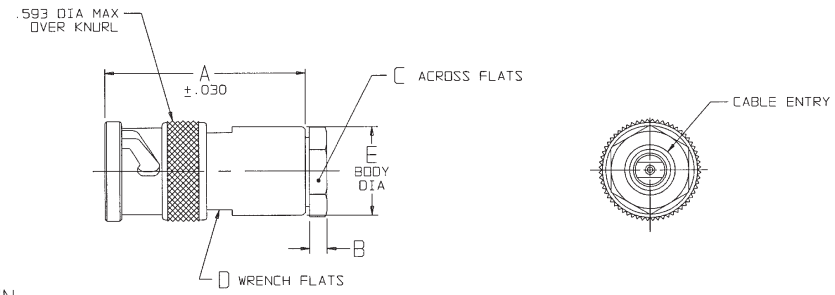
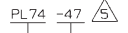


FIG 2  
-9 SHOWN



RED INDICATES ORIGINAL

6. EXAMPLE OF A COMPLETE MODEL NO.



IF BEND RELIEF SPRING REQD (SEE FIG 1)  
ADD SUFFIX "BR" TO MODEL NO  
(NOT AVAILABLE WITH CABLE GROUPS -8, -10, -11,  
-12, -13, -13A, -14, -46 & -54)

CLAMP NUT OMITTED  
2-LUG BAYONET CONCENTRIC TWINAX/TRIAX TRB CABLE PLUG

FINISH: TFS-1A (NICKEL)

ALL DIM ARE IN INCHES

TYPE	DASH NO/CABLE GROUP																
TWINAX	-8	-9	-A9	-10	-11	-12	-24	-25	-27	-29	-30	-45	-46	-47	-49	-54	-55
TRIAx	-7	-13	-13A	-14	-23	-24A	-25A	-26	-32	-33	-42	-43	-56	-57	-59	-60	-64
QUADRAx	-58																

INTERPRET DIMING PER MIL-STD-100 DIMENSIONS ARE IN INCHES UNLESS FINISH INDICATED UNLESS OTHERWISE SPECIFIED	UNLESS SPECIFIED .XX .XXX ± .005 .XXXX ± .0005 ANGLE(S)		TITLE:
AAH 11-4-02	MATERIAL:		PL74/PL74BR
DATE: 11-4-02	FINISH:	SIZE: CAGE CODE: DRAWING NO:	REV: U
305-0515	14949	310-0025	
NEXT ASSY	310-0025U	SCALE: NONE	DATE: 3/27/78 SHEET: 1C