

# HCTI Series

## High Current Toroidal Inductors


High Current Toroidal Inductors (HCTI) are vertical PCB mounted, high-frequency magnetics with a broad inductance and current range. Although offered as standard catalog items within this range, versions can be designed for custom inductances, with 2 or 4 pin headers, or horizontal mount.

### General Specifications

- Vertical PC Mounting for Board Layout Optimization
- Wide Range Of Inductance and Current ratings
- Distributed Air Gap For High Energy Storage
- High Efficiency Reduced Core Loss
- Self-Shielding For Low Magnetic Radiation
- High Current Carrying Capability

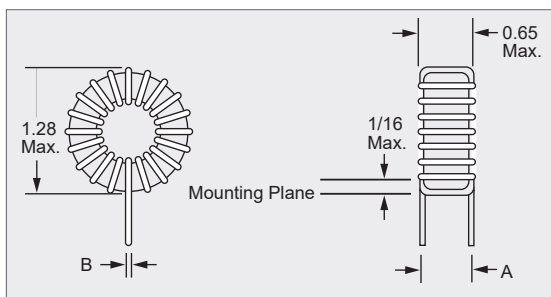
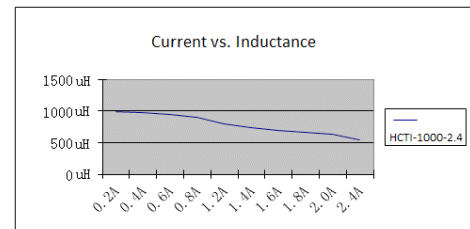
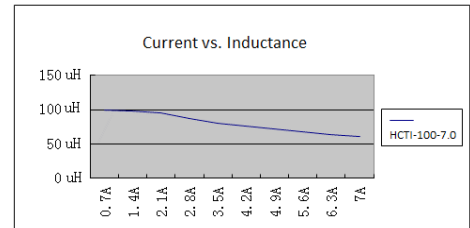
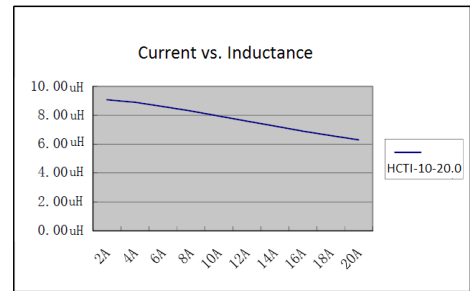
### Applications

- SMPS Energy Storage Inductors
- EMI/RFI Filtering Inductors
- DC-DC Converter Chokes



## Part Number Selection & Mechanical Specifications

Part Number	L (u H) ±15% @ 1KHz	L(u H) ±15% @ I-rated	DC Resistance Ω MAX	I-rated DC Current Amps (2)	Dimension A (inches) Nominal	Dimension B (inches) Nominal
HCTI-10-20.0	10	6.7	0.005	20.0	0.56	0.066
HCTI-12-19.1	12	7.8	0.005	19.1	0.56	0.066
HCTI-15-18.0	15	9.5	0.006	18.0	0.56	0.066
HCTI-18-17.2	18	11.1	0.006	17.2	0.56	0.066
HCTI-22-16.4	22	13.2	0.007	16.4	0.56	0.066
HCTI-27-15.6	27	15.7	0.008	15.6	0.56	0.066
HCTI-33-11.7	33	21.3	0.013	11.7	0.53	0.053
HCTI-39-11.2	39	24.7	0.014	11.2	0.53	0.053
HCTI-47-10.7	47	29.0	0.016	10.7	0.53	0.053
HCTI-56-10.2	56	33.7	0.017	10.2	0.53	0.053
HCTI-68-7.7	68	45.2	0.030	7.70	0.52	0.042
HCTI-100-7.0	100	63.1	0.037	7.00	0.52	0.042
HCTI-120-6.7	120	73.9	0.040	6.70	0.52	0.042
HCTI-150-5.0	150	101.4	0.071	5.00	0.51	0.034
HCTI-180-4.8	180	118.9	0.078	4.80	0.51	0.034
HCTI-220-5.8	220	123.8	0.054	5.80	0.56	0.042
HCTI-270-5.5	270	147.2	0.060	5.50	0.56	0.042
HCTI-330-5.2	330	174.1	0.067	5.20	0.56	0.042
HCTI-390-5.0	390	200.2	0.072	5.00	0.56	0.042
HCTI-470-3.8	470	271.4	0.130	3.80	0.54	0.034
HCTI-560-3.6	560	314.8	0.140	3.60	0.54	0.034
HCTI-680-3.4	680	370.7	0.150	3.40	0.54	0.034
HCTI-820-2.6	820	500.9	0.270	2.60	0.53	0.027
HCTI-1000-2.4	1000	593.6	0.300	2.40	0.53	0.027



### Notes:

1. Dimensions are in inches
2. Current causing 30 °C max temperature rise
3. Operating Temperature Range of -55 to +105 °C
4. Leads tinned to within 1/16 of an inch above Mounting Plane
5. Lead Length of 0.50 inches



Custom versions available upon request.



500 Bayview Avenue, Inwood, NY 11096  
Toll Free 866-239-5777 | Tel 516-239-5777 | Fax 516-239-7208  
sales@signaltransformer.com | techhelp@signaltransformer.com

[belfuse.com/signal](http://belfuse.com/signal)