

# Type 0ACH

## Fast Acting High Current Brick Fuse

HF 0ACH Series

RoHS Compliant

### Features

- Fast acting high current brick fuse
- Surface mount design to save space, 4.5x4.5x12.3mm physical size
- Ceramic square body with end cap design
- Wide operating temperature range, -40°C to 125°C
- Tape & Reel for auto-insert SMD process
- MSL=1
- Designed to UL248-1, 248-14
- RoHS compliant with exemption 7(a)  
Fully compliance with EU Directive 2011/65/EU and amending directive 2015/863
- AEC-Q Compliant
- Meets Bel automotive qualification\*
- \* - Largely based on internal AEC-Q test plan





**AEC-Q Compliant**

### Applications

- High-Power Battery Systems
- Routers
- Blade Servers
- Surface mount design to save space

HALOGEN FREE = HF


### Physical Specifications

Materials	Body : Ceramic
	Cap : Silver plated copper
Marking	On Fuse :
	"Current Rating"
	On Label :
	"bel", "0ACH", "Current Rating", "Voltage Rating", "Interrupting Rating", and "  ", "  "(China RoHS compliant).

### Electrical Characteristics

% of Ampere Rating (A)	Operating Time	
	Min	Max
100%	4hours	-
350%	-	10sec

### Safety Agency Approvals

Safety Agency	Ampere Rating / Voltage Rating	Ampere Range / Volt @ I.R. ability**
	60A/80V DC* 60-100A/72V DC /63V DC /32V DC /125V AC	60A/80V @ 1000A DC 60-100A/72V @ 1000A DC /63V @ 1000A DC /32V @ 1000A DC /125V @ 500A AC

\*Internal qualification for 60A @ 80Vdc  
 \*\*AC Interrupting Rating (Measured at designated voltage, 100% power factor random closing)  
 DC Interrupting Rating (Measured at designated voltage, time constant of less than 50 microseconds, battery source)

Specifications subject to change without notice

## Electrical Specifications

Part Number	Ampere Rating	Voltage and Interrupting Ratings	Typical Cold. Resistance (mohms)	Typical Voltage Drop (mV)	Typical Pre-Arcing I <sup>2</sup> t (A <sup>2</sup> Sec)*
0ACH-9600-XX	60A	See Table of Ratings on Page 1 for Voltage and associated Interrupting Ratings	0.60	75	900
0ACH-9800-XX	80A		0.44	65	1700
0ACH-K100-XX	100A		0.29	55	5000

Consult manufacturer for other ratings

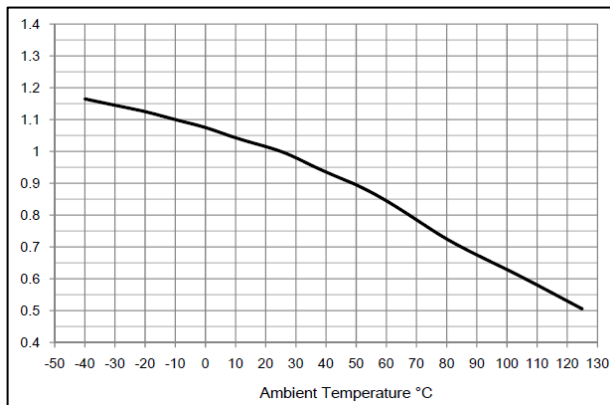
\* Typical Pre-arcing I<sup>2</sup>t are measured at 10In Current, DC battery bank, but not exceeding the interrupting rating, time constant of calibrated circuit less than 50 microseconds)

## Temperature Re-Rating Curve

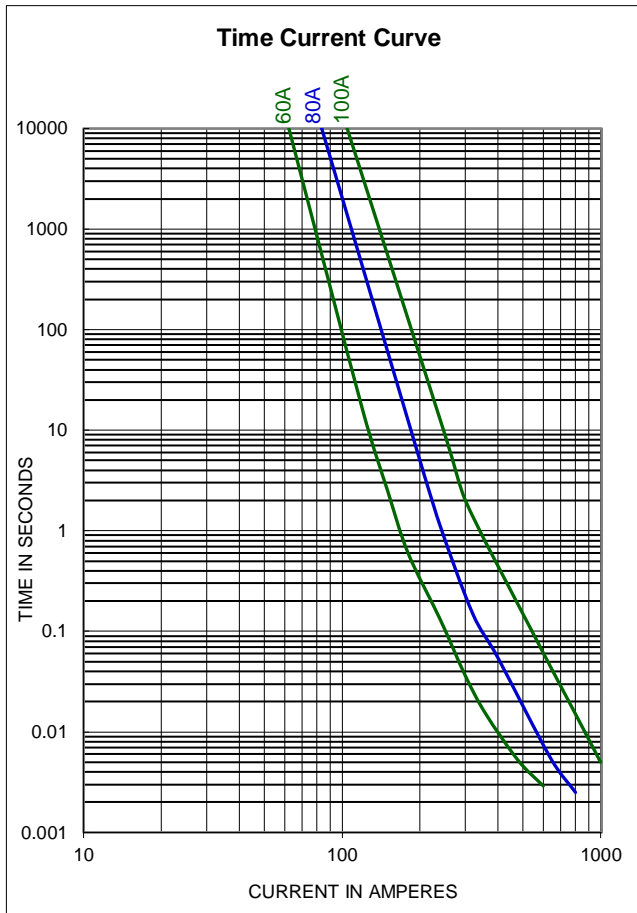
Normal Operating Temperature: 25°C ± 2°C

Operating Temperature: -40°C to 125°C with proper correction factor applied.

Chart of correction factor



## Average Time Current Curve



## Soldering Characteristics

Reflow Soldering

- Temperature: 260° C
- Time: 30 Seconds Maximum



Specifications subject to change without notice

Bel Fuse Inc.  
206 Van Vorst Street  
Jersey City, NJ 07302 USA

+1 201.432.0463  
Bel.US.CS@belf.com  
[belfuse.com/circuit-protection](http://belfuse.com/circuit-protection)

# Type 0ACH

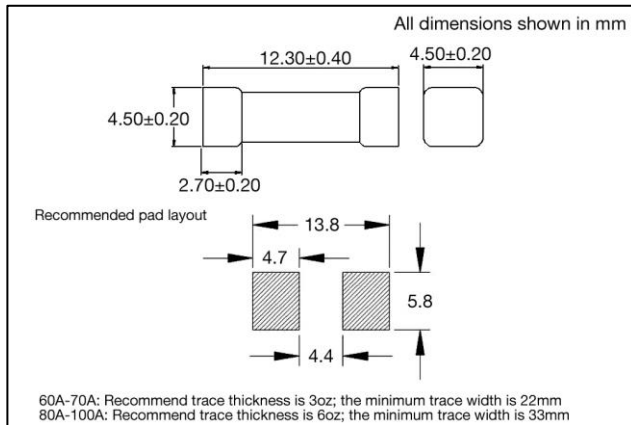
## Fuse FGNO Explanation

0ACH - [XXXX] -XX

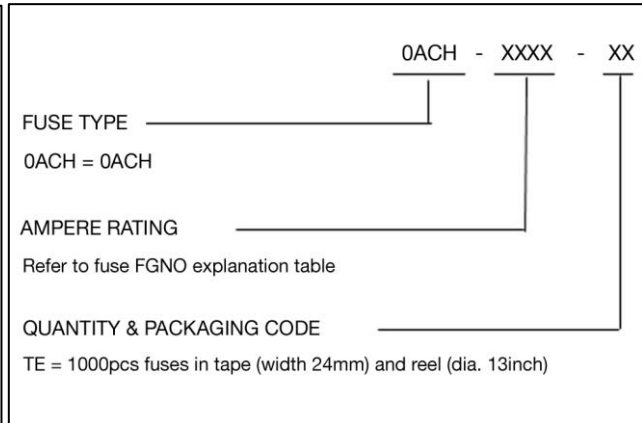
0ACH=0ACH; [XXXX]=Ampere Rating; XX=See Ordering Information as below

Decimal	Amps	Bel FGNO[XXXX]
60	60	9600
80	80	9800
100	100	K100

## Mechanical Dimensions



## Ordering Information



## Packaging

Packaging Option	Quantity	Packaging Code
Tape (width 24mm) and reel (dia. 13inch)	1000	TE