



# Space Screened Micro-D

Micro-D plugs and sockets for LEO space applications

Cinch Dura-Con™ Space Screened Micro-Ds provide a catalog part number for low outgassing micro-ds that surpass NASA's EEE-INST-002 screening requirements. The Micro-Ds in this series are designed from materials that exceed the low out-gassing requirements of < 1.0% TML and < 0.1% CVCM, which is required for LEO applications.

The Micro-D designs utilize the highly reliable twist pin contact design. They conform to M83513 requirements, rely on Nickel plated shells and ETFE insulated wires. The PCB mounted version have a raised floor to improve post solder cleaning processes.



## Features

- Twist pin contacts and machined sockets for durable, 7 points of contact
- M83513 style micro-d connectors
- Nickel plated
- NASA EEE-INST-002 level 2 screened
- Low out gassing materials
  - Less than 1.0% TML
  - Less than 0.1% CVCM
- PCB mounted have continuous raised floor
- ETFE insulated wires

## Markets

- System to system communication
- Internal system communication
- Navigation and guidance systems
- Flight data recorders


## Applications

- Aerospace
- Defense and military
- Space launch vehicles
- Space ground stations
- LEO vehicles and satellites

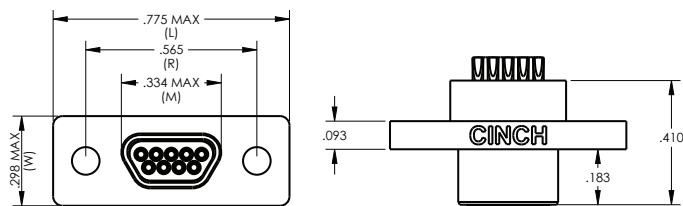
# Space Screened Micro-D

Dura-Con™

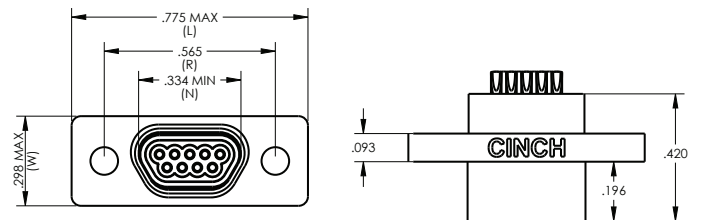
**DC C M 25 P 6 J 5 - 18.0 B N - X 2 S**



## Plug Connector



## Socket Connector



Connector Size	L	M	N	R	W
9P	0.775	0.334		0.565	0.298
15P	0.925	0.484		0.715	0.298
21P	1.075	0.634		0.865	0.298
25P	1.175	0.734		0.965	0.298
31P	1.325	0.884		1.115	0.298
37P	1.475	1.034		1.265	0.298
51P	1.425	0.984		1.215	0.341
100P	2.160	1.384		1.800	0.384

Connector Size	L	M	N	R	W
9S	0.775		0.334	0.565	0.298
15S	0.925		0.484	0.715	0.298
21S	1.075		0.634	0.865	0.298
25S	1.175		0.734	0.965	0.298
31S	1.325		0.884	1.115	0.298
37S	1.475		1.034	1.265	0.298
51S	1.425		0.984	1.215	0.341
100S	2.160		1.384	1.800	0.384



# Space Screened Micro-D

Dura-Con™

**DC C M 25 S C R B P N - X 2 S**

**Dura-Con**

**Insulator Material**

C = Diallyl Phthalate Glass-Reinforced

**Mounting Type**

M = Screw Mount Metal Shell

**Number of Contacts**

9, 15, 21, 25, 31, 37, 51, 100

**Contact Type**

P = Pin (plug)

S = Socket

**Termination Style**

BR = 90° PCB

BS = Straight 180° PCB

CBR = 90° Narrow Profile PCB

**Type**

S = Screened

Q = Qualified

**Level**

1 = Mission Critical

2 = High Reliability

3 = Standard Reliability

**Specialty Code**

X = Space Material

**PC Tail Length**

No Letter = 0.109" +/- 0.015"

S = 0.140" +/- 0.015"

U = 0.172" +/- 0.015"

**Shell Plating**

N = Electroless Nickel

**Hardware**

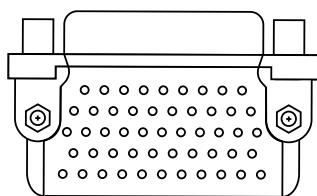
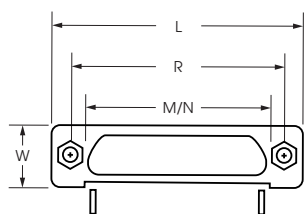
No Letter = No Hardware or Threaded Insert

P = Jackpost Attached

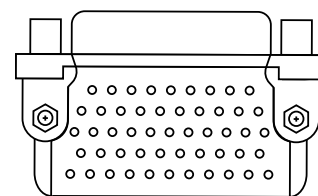
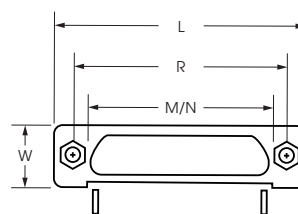
T = Threaded Insert

W = Jackpost and Threaded Insert

**Plug Connector**



**Socket Connector**



Connector Size	L	M	N	R	W
9P	0.785	0.334		0.565	0.308
15P	0.935	.0484		0.715	0.308
21P	1.085	0.634		0.865	0.308
25P	1.185	0.734		0.965	0.308
31P	1.335	0.884		1.115	0.308
37P	1.485	1.034		1.265	0.308
51P	1.435	0.984		1.215	0.351
100P	2.175	1.384		1.800	0.394

Connector Size	L	M	N	R	W
9S	0.785		0.334	0.565	0.308
15S	0.935		.0484	0.715	0.308
21S	1.085		0.634	0.865	0.308
25S	1.185		0.734	0.965	0.308
31S	1.335		0.884	1.115	0.308
37S	1.485		1.034	1.265	0.308
51S	1.435		0.984	1.215	0.351
100S	2.175		1.384	1.800	0.394



North America  
+1 507.833.8822  
ccsorders@us.cinch.com

[belfuse.com/cinch](http://belfuse.com/cinch)