


SERIES: VOF-200G | DESCRIPTION: INTERNAL AC-DC POWER SUPPLY

FEATURES

- 140 W with natural convection, 200 W with forced air cooling
- -20°C to 70°C operating temperature, with derating
- universal 100 ~ 240 Vac input voltage
- power factor correction
- over voltage, short circuit, over current, over temperature protection
- certified to EN/UL 62368
- CE/FCC radiated and conducted Class B



MODEL	output voltage	output current max	output power ¹ max	ripple and noise ² typ	efficiency ³ typ
	(Vdc)	(A)	(W)	(mVp-p)	(%)
VOF-200G-12	12	16.0	192	120	93
VOF-200G-15	15	13.0	195	150	93
VOF-200G-24	24	8.3	199	240	93
VOF-200G-36	36	5.5	198	360	93
VOF-200G-48	48	4.2	201	480	93

Notes: 1. Maximum output power of 200 W with 12 CFM forced air cooling, and 140 W with natural convection cooling at 50°C. See derating curve for more information.
 2. Ripple & noise are measured at 20 MHz BW with 47 µF aluminum electrolytic capacitor and 0.1 µF ceramic capacitor on the output.
 3. Measured at 230 Vac.

PART NUMBER KEY



INPUT

parameter	conditions/description	min	typ	max	units
voltage	ac input	90	100~240	264	Vac
frequency		47	50~60	63	Hz
current		1.0		2.5	A
inrush current	at 230 Vac, cold start			100	A
leakage current	at 264 Vac/60 Hz			5	mA
no load power consumption	at 230 Vac			0.21	W
power factor		0.9			

OUTPUT

parameter	conditions/description	min	typ	max	units
load regulation			±5		%

PROTECTIONS

parameter	conditions/description	min	typ	max	units
over voltage protection	latch off			150	%
over current protection				150	%
short circuit protection	auto-recovery				
over temperature protection	output shut-down				

SAFETY & COMPLIANCE

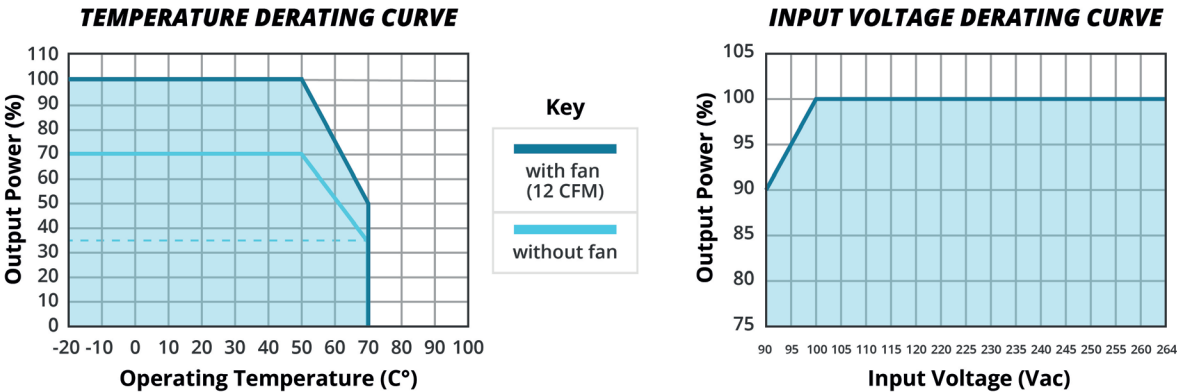
parameter	conditions/description	min	typ	max	units
isolation voltage ⁴	input to output for 1 minute, 10 mA max input to ground for 1 minute, 10 mA max	4,000 1,770			Vac Vac
safety approvals	certified to 62368: EN, UL				
safety class	class I				
EMI/EMC	CE / FCC Class B, conduction & radiation				
MTBF	as per Telcordia SR-322 at 25°C	300,000			hours
RoHS	yes				

Notes: 4. FG is isolated from secondary return.

ENVIRONMENTAL

parameter	conditions/description	min	typ	max	units
operating temperature		-20		70	°C
storage temperature		-20		80	°C
operating humidity	non-condensing	20		80	%
storage humidity	non-condensing	10		90	%

DERATING CURVE

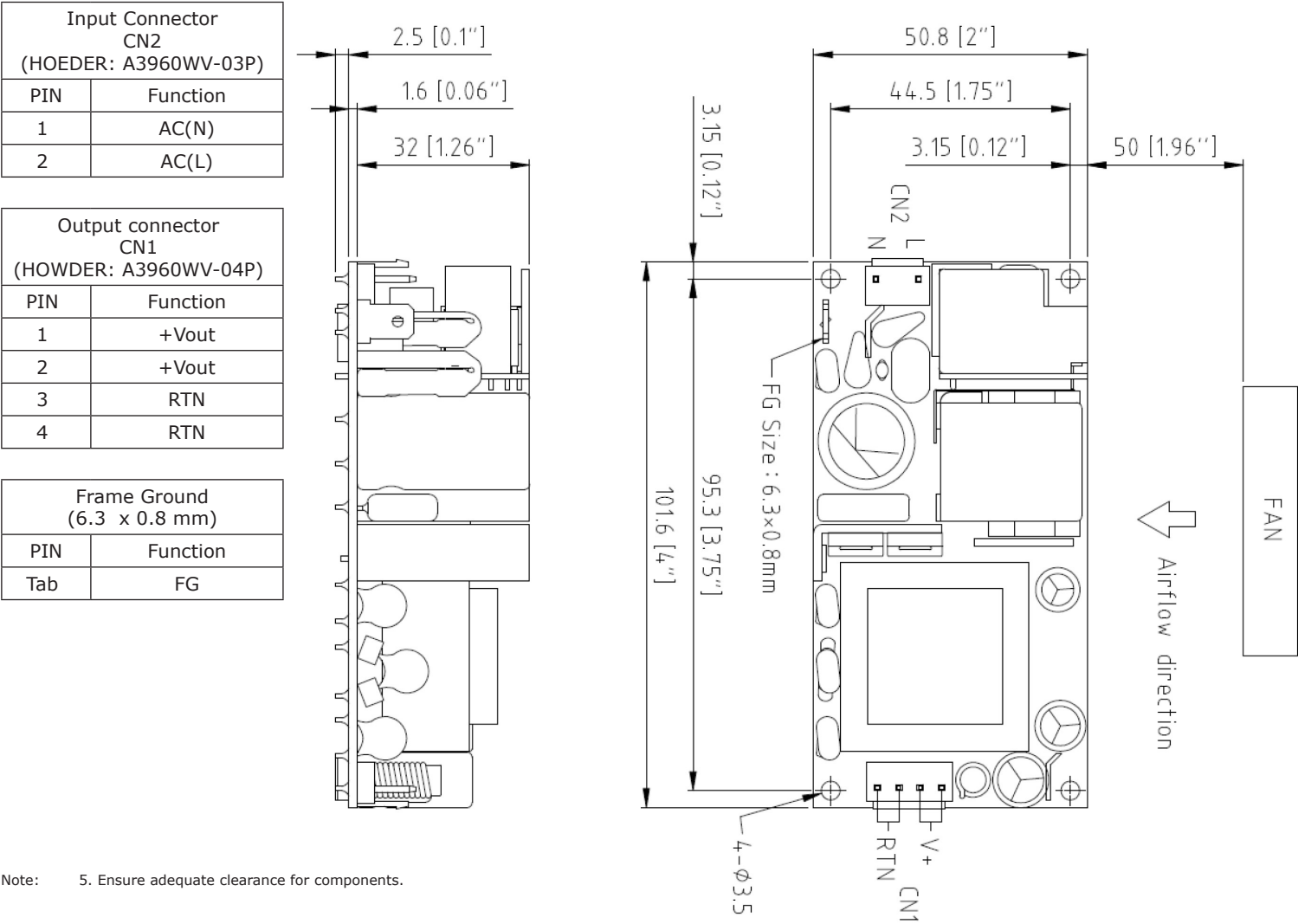


MECHANICAL

parameter	conditions/description	min	typ	max	units
dimensions	101.6 x 50.8 x 32.0				mm
weight			284		g

MECHANICAL DRAWING

units: mm [inch]
general tolerance: -1.0 / +3.0 mm



REVISION HISTORY

rev.	description	date
1.0	initial release	10/28/2024
1.01	tolerance updated, assembly note added	06/17/2025

The revision history provided is for informational purposes only and is believed to be accurate.



15575 SW Sequoia Pkwy #100
Portland, OR 97224
800.275.4899

Fax 503.612.2383
Belfuse.com
powersupport@belf.com

CUI offers a two (2) year limited warranty. Complete warranty information is listed on our website.

CUI reserves the right to make changes to the product at any time without notice. Information provided by CUI is believed to be accurate and reliable. However, no responsibility is assumed by CUI for its use, nor for any infringements of patents or other rights of third parties which may result from its use.

CUI products are not authorized or warranted for use as critical components in equipment that requires an extremely high level of reliability. A critical component is any component of a life support device or system whose failure to perform can be reasonably expected to cause the failure of the life support device or system, or to affect its safety or effectiveness.