

SERIES: SDI200-U | DESCRIPTION: AC-DC POWER SUPPLY

FEATURES

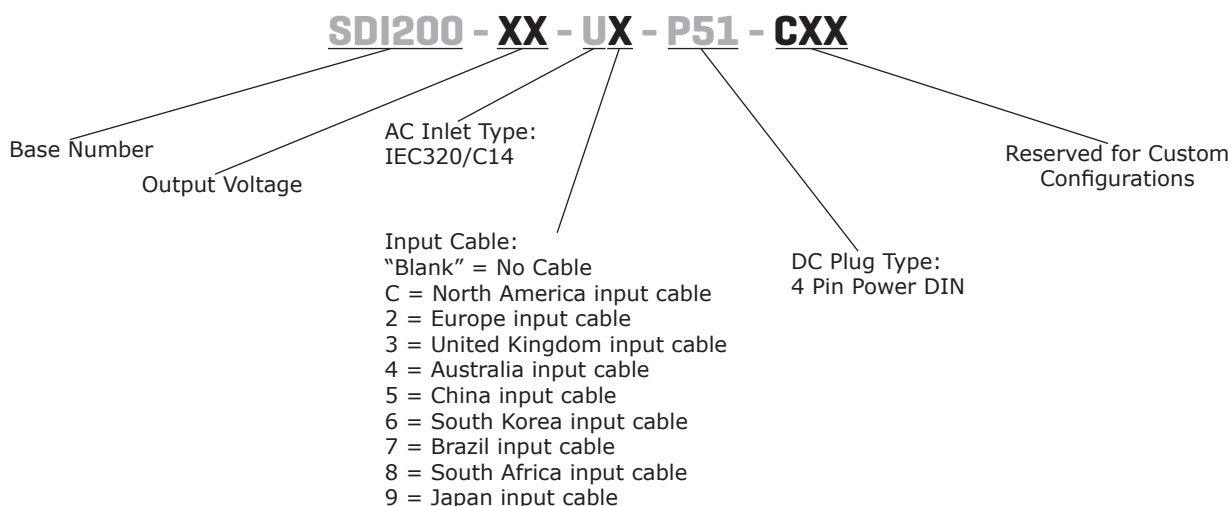
- level VI efficiency
- 200 W power
- universal input (90~264 Vac)
- single regulated outputs
- over voltage and short circuit protections
- UL/cUL (60950-1 & 62368-1), PSE safety approvals
- power factor correction
- custom designs available



MODEL	output voltage (Vdc)	output current max (A)	output power max (W)	ripple and noise ¹ max (mVp-p)	efficiency level
SDI200-12-U	12	16	192	150	VI ²
SDI200-13.5-U	13.5	14	189	200	VI
SDI200-19-U	19	10.5	200	190	VI
SDI200-24-U	24	8.3	200	240	VI ²
SDI200-48-U	48	4.17	200	480	VI ²
SDI200-56-U	56	3.58	200	560	VI ²

Notes: 1. At full load, nominal input, 20 MHz bandwidth oscilloscope, output terminated with 0.1 μ F multilayer ceramic and 10 μ F low ESR electrolytic capacitors.
2. CoC Tier 2 compliant.

PART NUMBER KEY



INPUT

parameter	conditions/description	min	typ	max	units
voltage		90		264	Vac
frequency		47		63	Hz
current				2.8	A
inrush current	at 240 Vac, full load, 25°C, cold start			100	A
leakage current				3.5	mA
power factor correction	at 115/230 Vac, full load	0.9			
no load power consumption	12, 24, 48, 56 Vdc output models			0.15	W
	all other models			0.21	W

OUTPUT

parameter	conditions/description	min	typ	max	units
regulation			±5		%

PROTECTIONS

parameter	conditions/description	min	typ	max	units
over voltage protection	output latch			150	%
over current protection	output shut down, auto recovery			150	%
short circuit protection	output shut down				
over temperature protection	output latch				

SAFETY & COMPLIANCE

parameter	conditions/description	min	typ	max	units
isolation voltage	input to output at 10 mA for 1 minute		3,000		Vac
	input to ground at 10 mA for 1 minute		1,500		Vac
isolation resistance	input to output at 500 Vdc	10			MΩ
	input to ground at 500 Vdc	10			MΩ
safety approvals	UL/cUL (60950-1, 62368-1), PSE, UKCA				
EMI/EMC	FCC Part 15B Class B, CE				
MTBF	as per Telcordia SR-332, 25°C	300,000			hours
RoHS	yes				

ENVIRONMENTAL

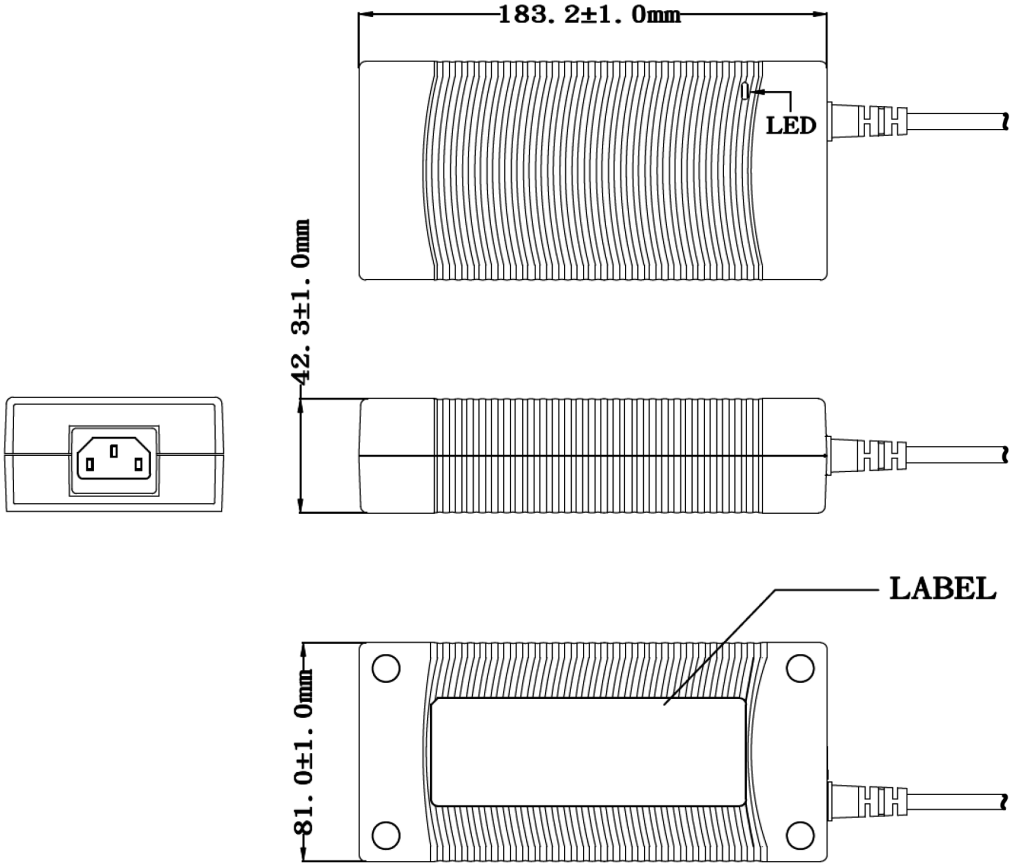
parameter	conditions/description	min	typ	max	units
operating temperature		0		40	°C
storage temperature		-20		80	°C
operating humidity	non-condensing	20		80	%
storage humidity	non-condensing	10		90	%

MECHANICAL

parameter	conditions/description	min	typ	max	units
dimensions	183.2 x 81.0 x 42.3				mm
inlet plug	IEC320/C14				
weight	without ac cord		820		g

MECHANICAL DRAWING

units: mm
tolerance: ±1.0 mm



DC CORD

units: mm

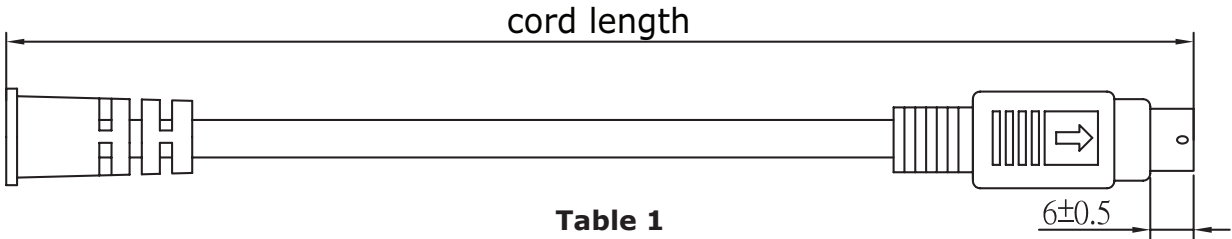
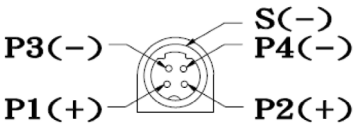


Table 1

MODEL NO.	CABLE	CORD LENGTH
SDI200-12-U	UL2464, 16 AWG, 4C	1,200 mm ±30
SDI200-13.5-U	UL2464, 16 AWG, 4C	1,200 mm ±30
SDI200-19-U	UL2464, 16 AWG, 4C	1,500 mm ±30
SDI200-24-U	UL2464, 16 AWG, 4C	1,500 mm ±30
SDI200-48-U	UL2464, 18 AWG, 4C	1,500 mm ±30
SDI200-56-U	UL2464, 18 AWG, 4C	1,500 mm ±30



AC CORD

units: mm

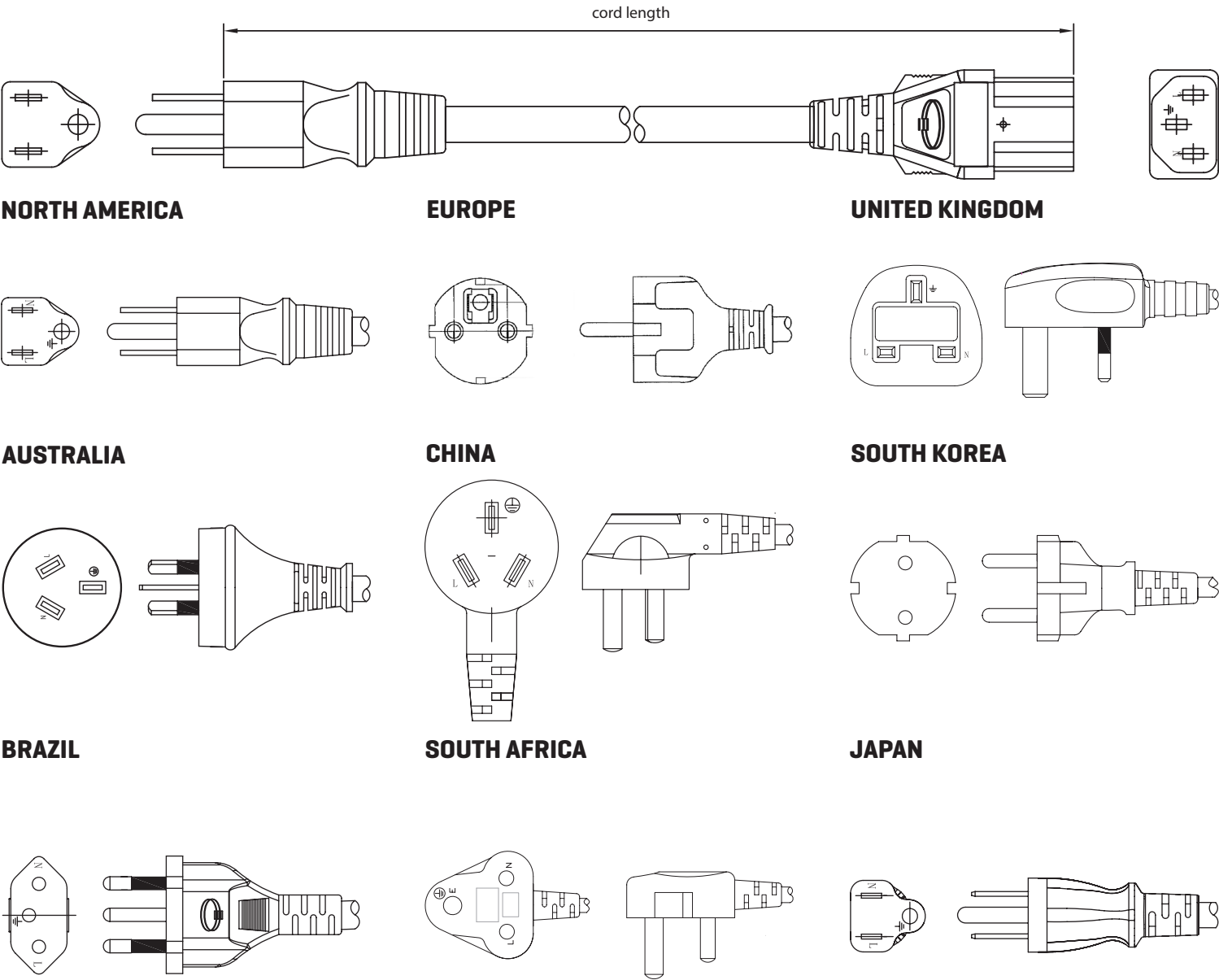


Table 2

AC INPUT	CORD LENGTH
North America	1,830 mm ±30
Europe	1,830 mm ±30
United Kingdom	1,830 mm ±30
Australia	1,830 mm ±30
China	1,830 mm ±30
South Korea	1,830 mm ±50
Brazil	1,830 mm ±30
South Africa	1,830 mm ±50
Japan	1,830 mm ±30

REVISION HISTORY

rev.	description	date
1.0	initial release	08/28/2018
1.01	company logo updated	07/23/2020
1.02	UKCA added to specification	08/11/2021

The revision history provided is for informational purposes only and is believed to be accurate.



CUI INC
a bel group

Headquarters
20050 SW 112th Ave.
Tualatin, OR 97062
800.275.4899

Fax 503.612.2383
cui.com
techsupport@cui.com

This device complies with part 15 of the FCC Rules. Operation is subject to the following two conditions:

- (1) This device may not cause harmful interference, and
- (2) this device must accept any interference received, including interference that may cause undesired operation.

CUI offers a one (1) year limited warranty. Complete warranty information is listed on our website.

CUI reserves the right to make changes to the product at any time without notice. Information provided by CUI is believed to be accurate and reliable. However, no responsibility is assumed by CUI for its use, nor for any infringements of patents or other rights of third parties which may result from its use.

CUI products are not authorized or warranted for use as critical components in equipment that requires an extremely high level of reliability. A critical component is any component of a life support device or system whose failure to perform can be reasonably expected to cause the failure of the life support device or system, or to affect its safety or effectiveness.