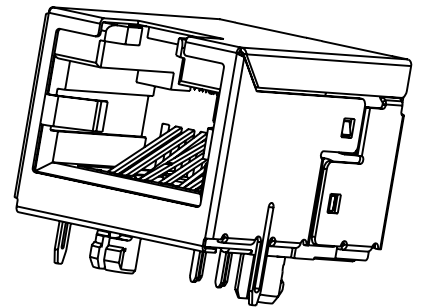
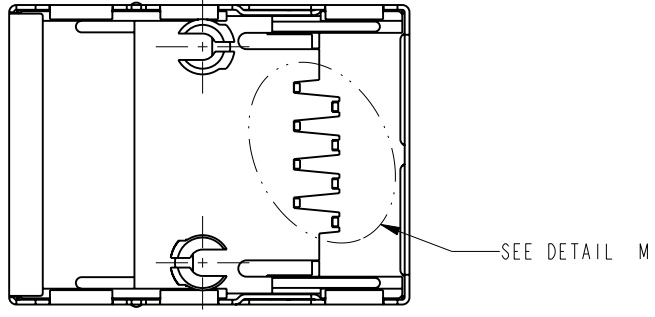
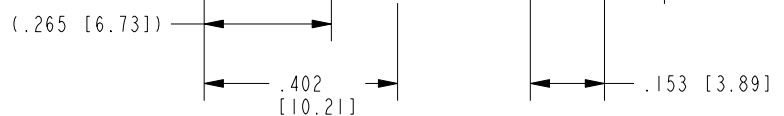
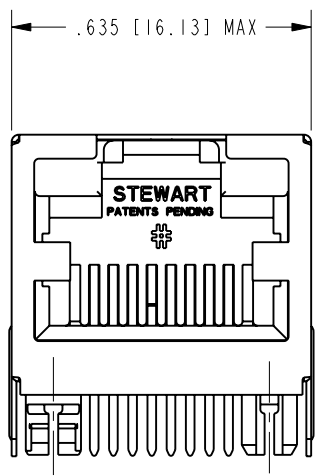
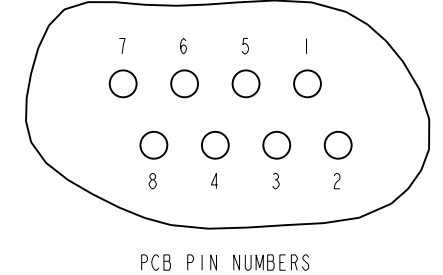
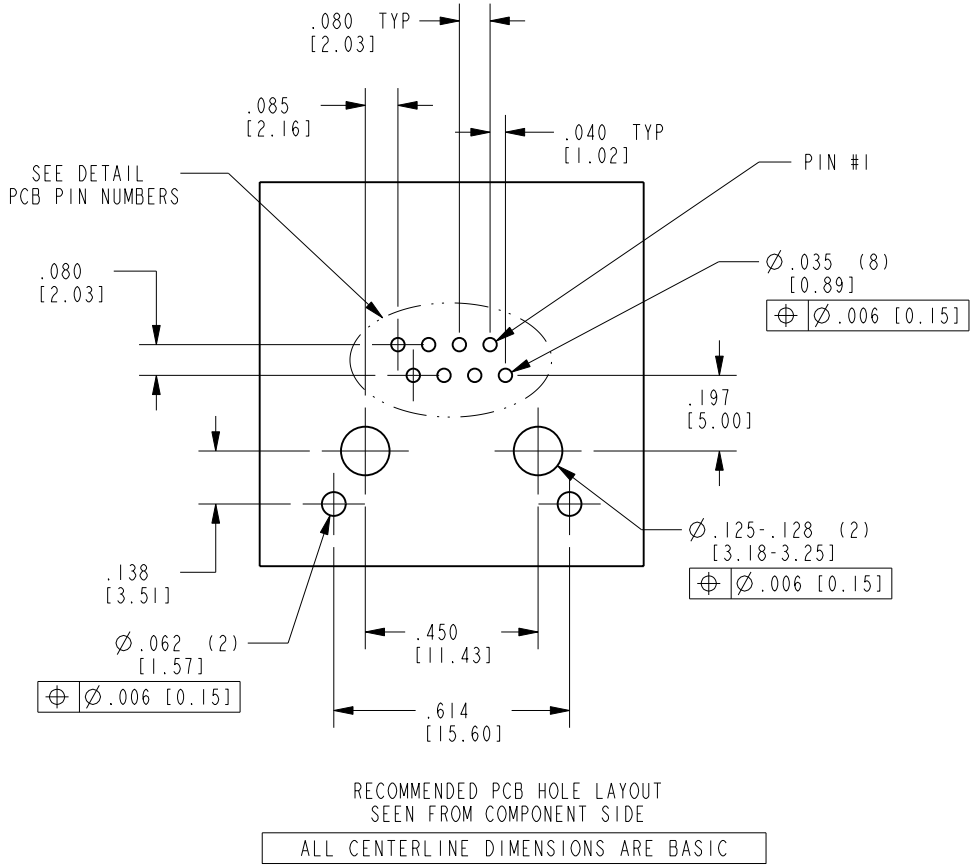
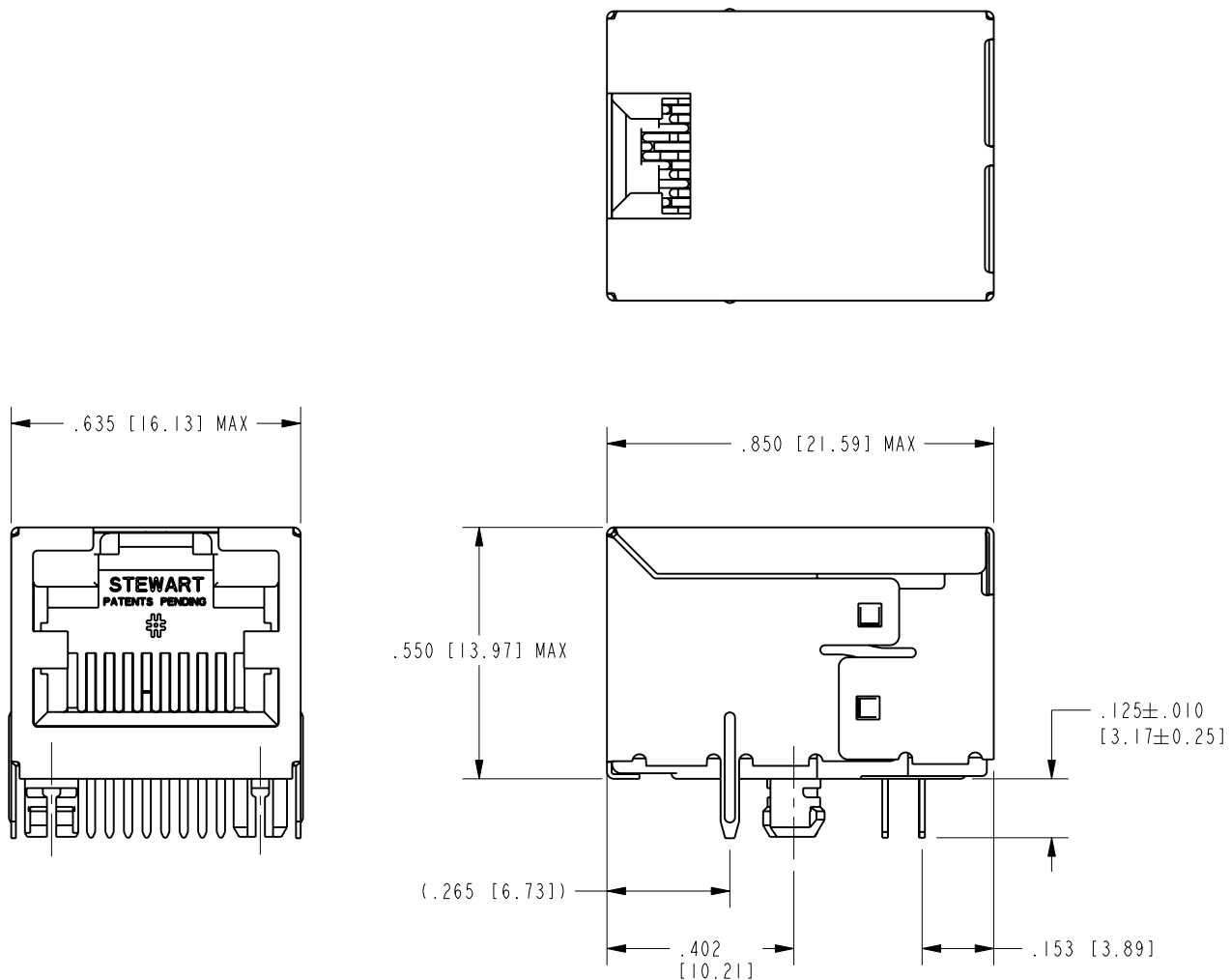


DATE	REV.	ECN	APP'D BY
1-12-15	B4	10180	TRM
2-10-16	B5	10532	TRM
7-10-19	B6	11411	JE
3/23-21	B7	11719	JE

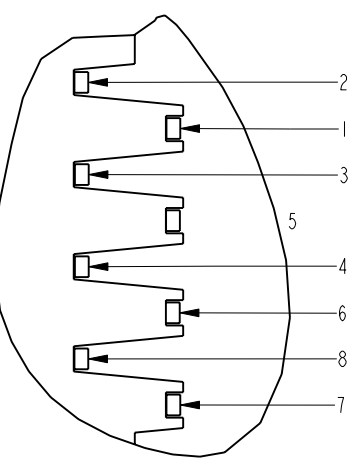
B



- NOTES:
- CONNECTOR MATERIALS:
HOUSING: THERMOPLASTIC UL94 V-0
CONTACTS/SHIELD: COPPER ALLOY
SHIELD PLATING: "REFLOW" TIN
CONTACT PLATING: SELECTIVE PLATING IN CONTACT AREA
SEE CHART FOR DETAILS.
 - PRODUCT DESIGNED FOR CAT 6 APPLICATIONS.
 - DIMENSIONS AND TOLERANCES COMPLY WITH TIA-1096 STANDARD.
 - REFERENCE PRODUCT SPECIFICATION PR030-01.

50 MICRO-INCHES [1.27µm] Au OR 5 MICRO-INCHES [0.13µm] Au OVER 30 MICRO-INCHES [0.76µm] PdNi	SS60000-009G
CONTACT PLATING IN MATING AREA	PART NUMBER

A



DETAIL M
OUTPUT PIN DESIGNATIONS

EPP-918A TYPICAL PROPERTIES		
PROPERTY	VALUE	TEST METHOD
COLOR	LIGHT YELLOW	
SPECIFIC GRAVITY	0.75	ASTM D-792
DENSITY	0.89	ASTM D-1480
OPERATING TEMPERATURE RANGE	-40°C TO 85°C	
WATER SOLUBILITY	NEGIGIBLE	



THIRD ANGLE PROJECTION

DO NOT SCALE DRAWING
DRAWING IS SUBJECT TO
CHANGE WITHOUT NOTICE

DIMENSIONS: INCHES [METRIC]

UNLESS OTHERWISE SPECIFIED
TOLERANCES ARE ±.005 [0.13]
ANGLES ARE ±1°

SHEET NO.
1 OF 1

11118 Susquehanna Trail South
Glen Rock, PA 17327-9199
(717) 235-7512
<http://www.stewartconnector.com>

60 SERIES SHIELDED RIGHT ANGLE JACK,
CONTAINS EPP-918A

THIS DRAWING AND THE SUBJECT MATTER SHOWN THEREON
ARE CONFIDENTIAL AND THE PROPRIETARY PROPERTY OF
STEWART CONNECTOR AND SHALL NOT BE REPRODUCED,
COPIED, OR USED IN ANY MANNER WITHOUT PRIOR WRITTEN
CONSENT OF STEWART CONNECTOR. ONE OR MORE U.S. PATENTS
MAY APPLY TO THIS PRODUCT. FOR DETAILS, PLEASE
VISIT: [HTTP://BELFUSE.COM/STEWART/STEWART_PATENTS/](http://BELFUSE.COM/STEWART/STEWART_PATENTS/)

DRN BY:	TS	DATE	07-30-07
APPD BY:	TRM	DATE	07-30-07
DWG. NO.	CT600024G	REV.	B7