

THE INFORMATION CONTAINED HEREIN IS CONSIDERED 'PROPRIETARY' TO BEL FUSE INC. AND SHALL NOT BE COPIED, REPRODUCED OR DISCLOSED WITHOUT THE WRITTEN APPROVAL OF BEL FUSE INC.

RoHS
2002/95/EC



LED1 POLARITY			LED2 POLARITY			
PIN 13	PIN 14	COLOR	PIN 15	PIN 16	PIN 17	COLOR
-	+	YELLOW	-	+	/	ORANGE
/	/	/	/	+	-	GREEN
/	/	/	-	+	-	MIXED YELLOW

ELECTRICAL CHARACTERISTICS @ 25°C

TURNS RATIO

TP1	1CT : 1CT ±2%
TP2	1CT : 1CT ±2%
TP3	1CT : 1CT ±2%
TP4	1CT : 1CT ±2%
QCL @ 100kHz/100mVRMS	(0-70 Deg. C)
8mA DC BIAS	350µH MIN.
INS. LOSS	
0.1MHz TO 1MHz	-1.1 dB MAX
1MHz TO 65MHz	-0.5 dB MAX
65MHz TO 100MHz	-0.8 dB MAX
100MHz TO 125MHz	-1.2 dB MAX
RET. LOSS (MIN) @100 OHMS ±15%	
0.5MHz-40MHz	-18 dB
40MHz-100MHz	-12+20LOG(f/80MHz) dB
CM TO CM REJ	
100kHz - 100MHz	-30 dB MIN
CM TO DM REJ	
100kHz - 100MHz	-35 dB MIN
HIPOT (Isolation Voltage):	1500 Vrms or 2250 VDC
100% OF PRODUCT TESTED IN PRODUCTION	

LED 1 (HI-TEMP)

VF (FORWARD VOLTAGE) IF=20mA YELLOW 2.1V TYP.

λD (DOMINANT WAVELENGTH) IF=20mA YELLOW 590nm TYP.

LED 2 (HI-TEMP)

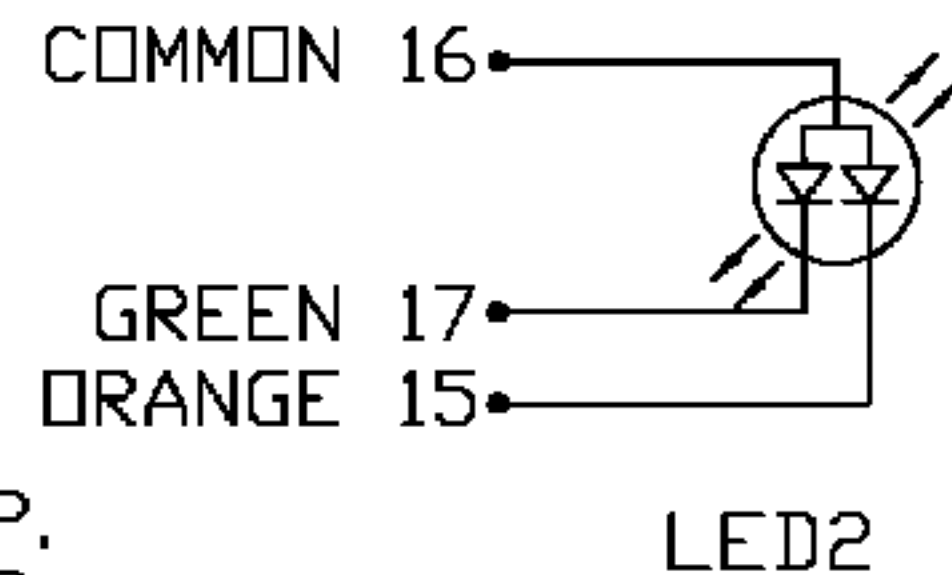
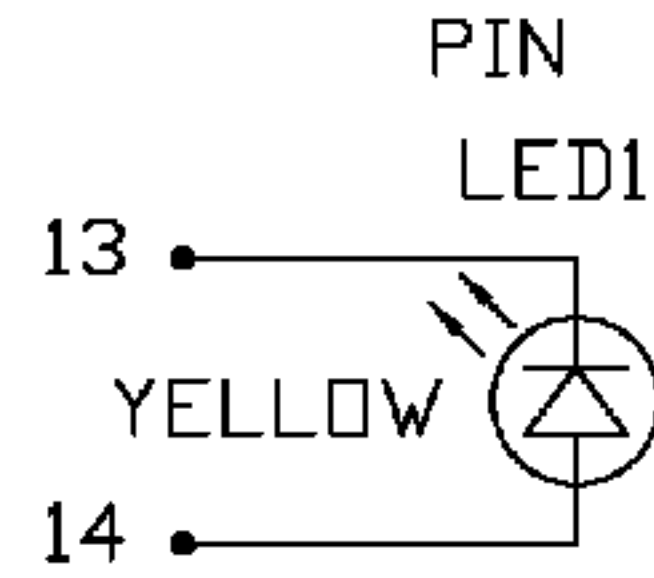
VF (FORWARD VOLTAGE) IF=20mA YELLOW GREEN 2.2V TYP.

AMBER 2.1V TYP.

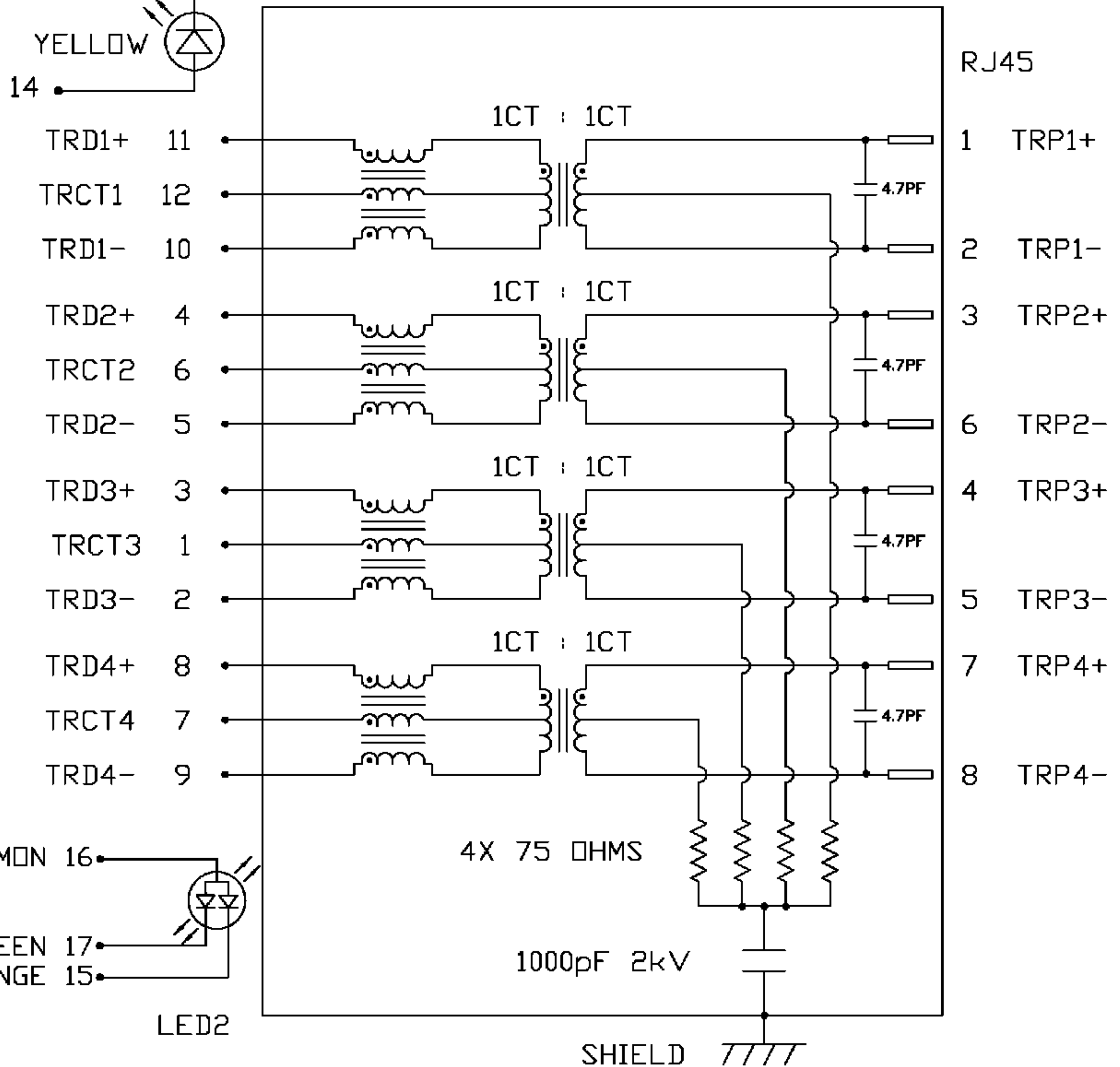
λD (DOMINANT WAVELENGTH) IF=20mA YELLOW GREEN 570nm TYP.

AMBER 607nm TYP.

MIXED YELLOW DOES NOT HAVE SPECIFIC WAVELENGTH.



SCHEMATIC



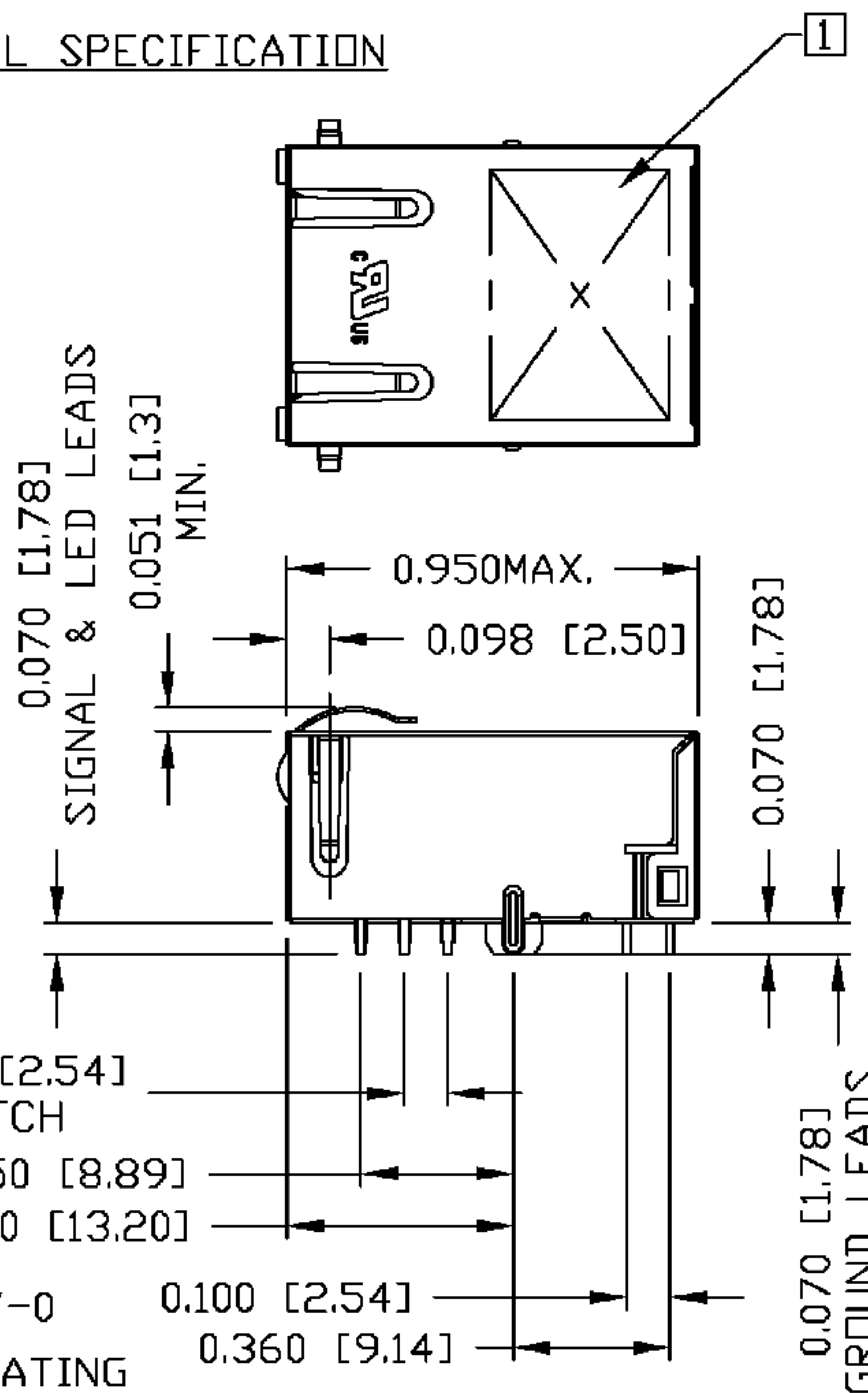
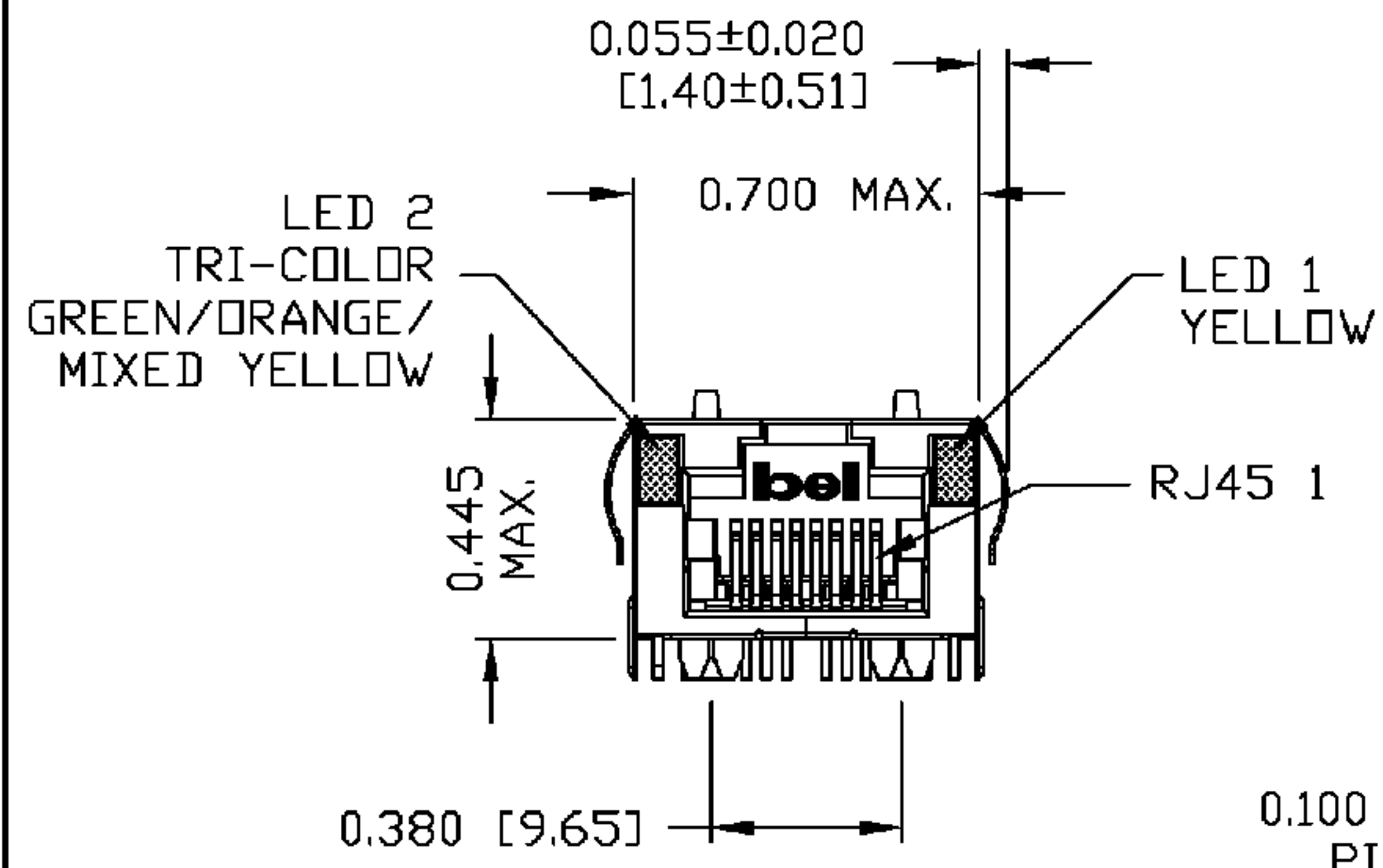
ORIGINATED BY	DATE	TITLE	PART NO. / DRAWING NO.	STANDARD DIM. TOL. IN INCH	[] METRIC DIM. AS REFERENCE
CHUNG	12-19-05	gigabit MagJack® (Ultra Low Profile)	L830-1J1D-43	.X	UNIT : INCH [mm] REV. : E
DRAWN BY	DATE		FILE NAME	.XX	SCALE : N/A SIZE : A4
DE	12-19-05		L8301J1D43E.DWG	.XXX	PAGE : 2



THE INFORMATION CONTAINED HEREIN IS CONSIDERED "PROPRIETARY" TO BEL FUSE INC. AND SHALL NOT BE COPIED, REPRODUCED OR DISCLOSED WITHOUT THE WRITTEN APPROVAL OF BEL FUSE INC.

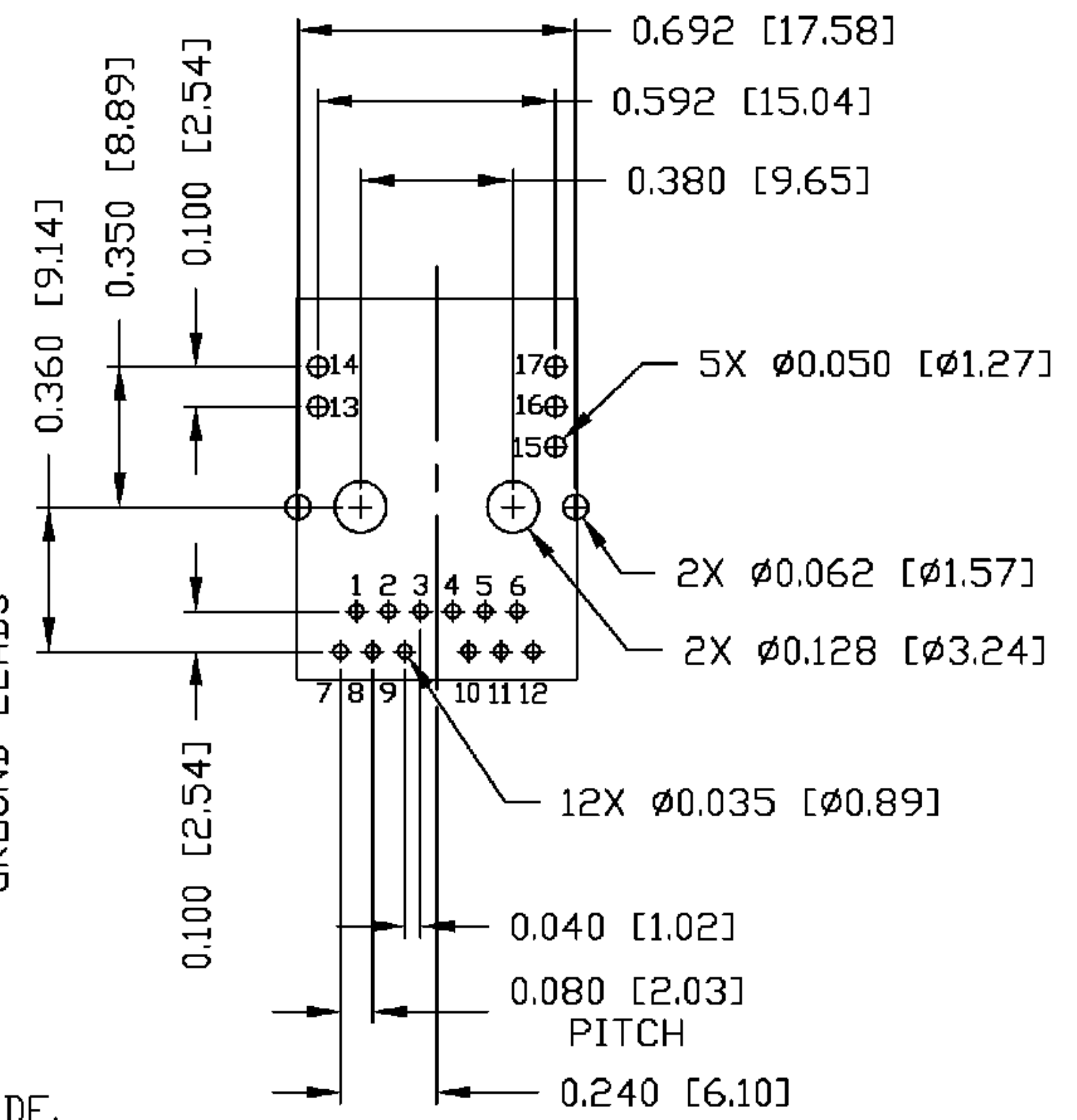


MECHANICAL SPECIFICATION



RECOMMENDED PCB FOOTPRINT

COMPONENT SIDE VIEW



NOTES:

- PLASTIC HOUSING: THERMOPLASTIC PA 4/6, FLAMMABILITY RATING UL 94V-0
- CONTACTS: 30 MICRO-INCH HARD GOLD PLATING
- OUTPUT PINS: TIN-COATED COPPER WIRE, DIA 0.018 INCH.
- METAL SHIELD: NICKEL PLATED ON COPPER ALLOY.
- (ALL GROUND LEADS ARE SOLDER DIPPED)

1. MARK PART WITH MFG. LOGO, MFG. NAME, PART NUMBER(L830-1J1D-43), AND DATE CODE.

cULus UL RECOGNIZED - FILE #E196366 AND E169987.

2. RoHS COMPLIANCE, PER EU DIRECTIVE 2002/95/EC.

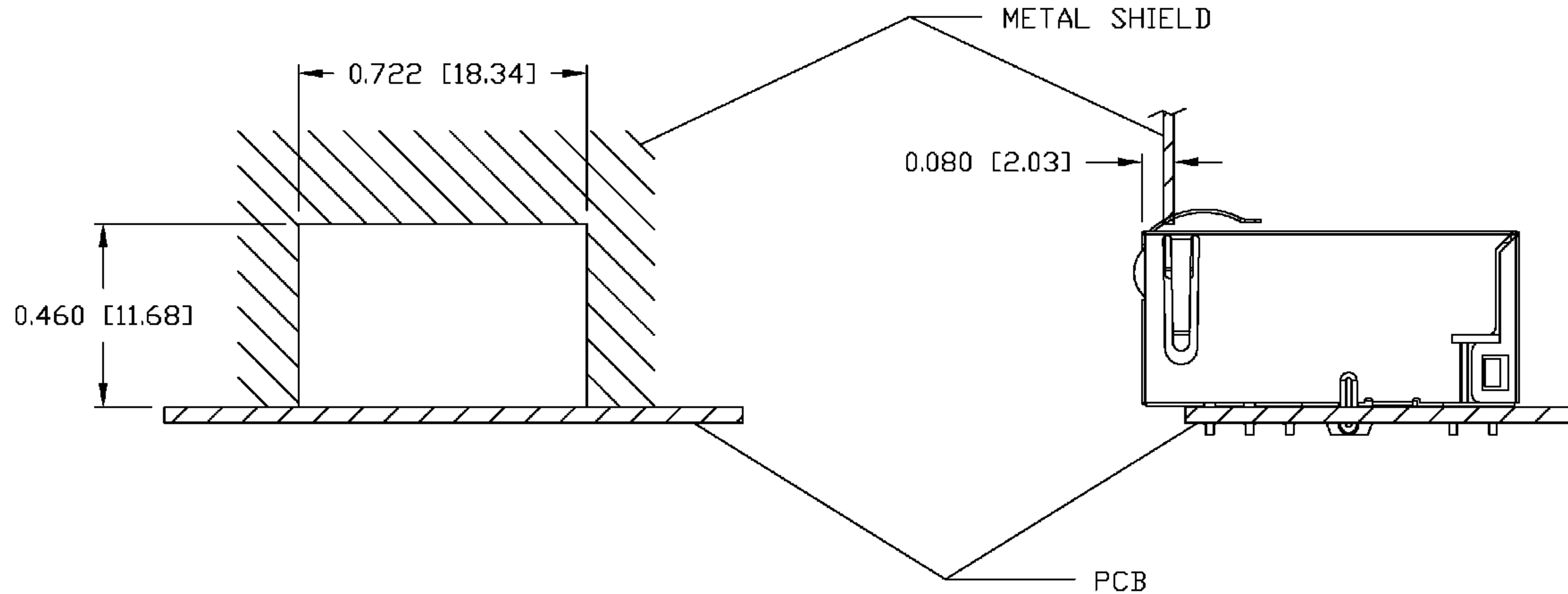
ORIGINATED BY	DATE	TITLE	PART NO. / DRAWING NO.	STANDARD DIM. TOL. IN INCH	[] METRIC DIM. AS REFERENCE
BANG	12-19-05	gigabit MagJack® (Ultra Low Profile)	L830-1J1D-43	.X	UNIT : INCH [mm] REV. : E
DRAWN BY	DATE		FILE NAME	.XX	SCALE : N/A SIZE : A4
LING	12-19-05		L8301J1D43E.DWG	.XXX ±0.010	PAGE : 3



THE INFORMATION CONTAINED HEREIN IS CONSIDERED 'PROPRIETARY' TO BEL FUSE INC. AND SHALL NOT BE COPIED, REPRODUCED OR DISCLOSED WITHOUT THE WRITTEN APPROVAL OF BEL FUSE INC.



SUGGESTED PANEL OPENING



NOTE:

THE DISTANCE OF PANEL INSIDE SURFACE RELATIVE TO FRONT SURFACE OF PART IS ONLY A SUGGESTION. IN CASE THIS DISTANCE IS DIFFERENT, THE REQUIRED PANEL OPENING DIMENSIONS CHANGE ACCORDINGLY.

TRAY PACKING INFORMATION

PACKING TRAY : 0200-9999-E4 (TOP)
0200-9999-E5 (BOTTOM)

PACKING QUANTITY : 60 PCS FINISHED GOODS PER TRAY
11 TRAYS (660 PCS FINISHED GOODS) PER CARTON BOX

NOTE : CARDBOARDS ARE PLACED BETWEEN LAYERS OF PACKING TRAY INSIDE CARTON BOX
(INCLUDE THE UPPERMOST AND LOWERMOST TRAY)

ORIGINATED BY BANG	DATE 12-19-05	TITLE gigabit MagJack® (Ultra Low Profile)	PART NO. / DRAWING NO. L830-1J1D-43	STANDARD DIM. TOL. IN INCH	[] METRIC DIM. AS REFERENCE	
	DRAWN BY LING		DATE 12-19-05	FILE NAME L8301J1D43E.DWG	.X .XX .XXX	UNIT : INCH [mm] SCALE : N/A ⊕

