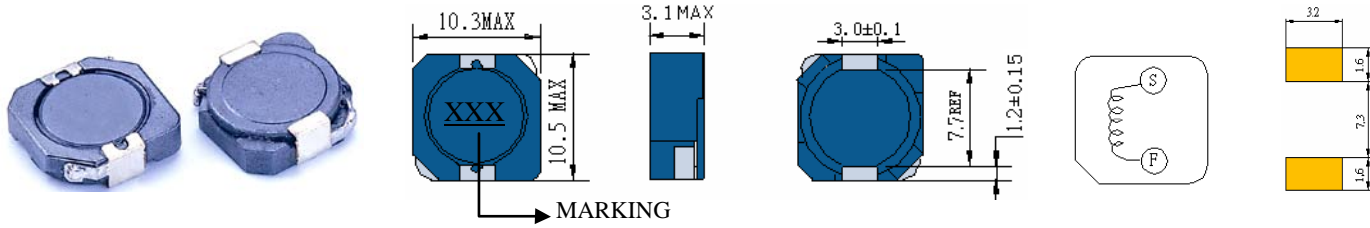


SCRH103R

SMD POWER INDUCTORS



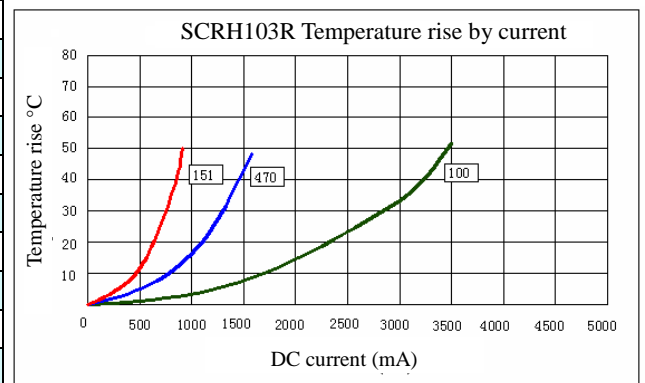
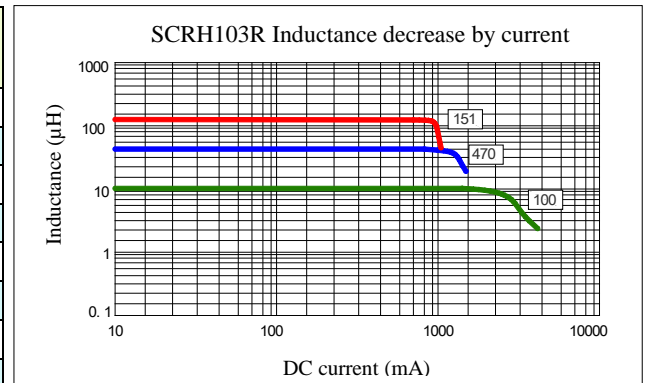
• Features

1. Magnetically shielded construction
2. Excellent Power Density
3. Engineered to Provide High Efficiency



ELECTRICAL CHARACTERISTICS

| Part NumSer | Inductance (uH) (1) | Test Frequency | DC Resistance (Ω MAX) (2) | Saturation Current ⁽³⁾ (A) | Temperature Current ⁽⁴⁾ (A) |
|--------------|------------------------|----------------|------------------------------|--|---|
| SCRH103R-100 | 10 | 100KHZ | 58m | 2.70 | 2.75 |
| SCRH103R-120 | 12 | 100KHZ | 72m | 2.25 | 2.48 |
| SCRH103R-150 | 15 | 100KHZ | 86m | 2.22 | 2.24 |
| SCRH103R-180 | 18 | 100KHZ | 116m | 1.90 | 2.00 |
| SCRH103R-220 | 22 | 100KHZ | 145m | 1.78 | 1.80 |
| SCRH103R-270 | 27 | 100KHZ | 175m | 1.63 | 1.62 |
| SCRH103R-330 | 33 | 100KHZ | 213m | 1.45 | 1.46 |
| SCRH103R-390 | 39 | 100KHZ | 268m | 1.32 | 1.32 |
| SCRH103R-470 | 47 | 100KHZ | 298m | 1.18 | 1.30 |
| SCRH103R-560 | 56 | 100KHZ | 335m | 1.10 | 1.08 |
| SCRH103R-680 | 68 | 100KHZ | 451m | 1.04 | 1.00 |
| SCRH103R-820 | 82 | 100KHZ | 513m | 0.94 | 0.98 |
| SCRH103R-101 | 100 | 100KHZ | 700m | 0.84 | 0.92 |
| SCRH103R-121 | 120 | 100KHZ | 765m | 0.76 | 0.88 |
| SCRH103R-151 | 150 | 100KHZ | 876m | 0.70 | 0.73 |
| | | | | | |
| | | | | | |
| | | | | | |
| | | | | | |
| | | | | | |



- (1). Inductance tolerance $\pm 30\%$ tested at 0.25V, 0ADC and 25°C
- (2). DCR measured at 25°C.
- (3). The DC current at which the inductance decreases by 35% from its initial value.
- (4). The DC current that results in a 40°C temperature rise from 25°C ambient.

[Click here for QUANTITY PER REEL & PACKING INFORMATION](#)

Custom versions available upon request.

© 2019 Signal Transformer – Specification subject to change without notice. 12.19